

# VISHNU DAYA & CO LLP

## CHARTERED ACCOUNTANTS

3rd Floor, Karuna Complex, No. 337, Sampige Road, Malleswaram, Bangalore - 560 003.

Phone : +91-80-23312779, +91-80-23560633, +91-80-23343983

Website : [www.vishnudaya.com](http://www.vishnudaya.com)

---

### Independent Auditors' Report

To the Members of Online Instruments India Private Limited

### Report on the Audit of Financial Statements

#### Opinion

We have audited the Standalone Ind AS Financial Statements of Online Instruments (India) Private Limited ("the Company"), which comprise the Balance Sheet as at 31<sup>st</sup> March 2025, and the statement of Profit and Loss including the statement of Other Comprehensive Income, Cash Flow Statement and Statement of Changes in Equity for the year then ended, and notes to the financial statements, including a summary of significant accounting policies and other explanatory information.

In our opinion and to the best of our information and according to the explanations given to us, the aforesaid Standalone Ind AS Financial Statements give the information required by the Act in the manner so required and give a true and fair view in conformity with the accounting principles generally accepted in India, of the state of affairs of the Company as at March 31, 2025, its profit including other comprehensive income its cash flows and the changes in equity for the year ended on that date.

#### Basis for Opinion:

We conducted our audit in accordance with the Standards on Auditing (SAs) specified under section 143(10) of the Companies Act, 2013. Our responsibilities under those Standards are further described in the Auditor's Responsibilities for the Audit of the Standalone Ind AS Financial Statements section of our report. We are independent of the Company in accordance with the Code of Ethics issued by the Institute of Chartered Accountants of India together with the ethical requirements that are relevant to our audit of the financial statements under the provisions of the Companies Act, 2013 and the Rules thereunder, and we have fulfilled our other ethical responsibilities in accordance with these requirements and the Code of Ethics. We believe that the audit evidence we have obtained is sufficient and appropriate to provide a basis for our opinion.



### **Information Other than the Financial Statements and Auditor's Report Thereon**

The Company's Board of Directors is responsible for the preparation of the other information. The other information comprises the information included in the Board's Report including Annexures to Board's Report but does not include the financial statements and our auditor's report thereon.

Our opinion on the Standalone Ind AS Financial Statements does not cover the other information and we do not express any form of assurance conclusion thereon.


In connection with our audit of the Standalone Ind AS Financial Statements, our responsibility is to read the other information and, in doing so, consider whether the other information is materially inconsistent with the financial statements or our knowledge obtained in the audit or otherwise appears to be materially misstated. If, based on the work we have performed, we conclude that there is a material misstatement of this other information, we are required to report that fact. We have nothing to report in this regard.

### **Responsibilities of Management and Those Charged with Governance for the Standalone Financial Statements:**

The Company's Board of Directors is responsible for the matters stated in section 134(5) of the Companies Act, 2013 ("the Act") with respect to the preparation of these Standalone Ind AS Financial Statements that give a true and fair view of the financial position, financial performance including other comprehensive income, cash flows and changes in equity of the Company in accordance with the accounting principles generally accepted in India, including the accounting Standards specified under section 133 of the Act. This responsibility also includes maintenance of adequate accounting records in accordance with the provisions of the Act for safeguarding of the assets of the Company and for preventing and detecting frauds and other irregularities; selection and application of appropriate accounting policies; making judgments and estimates that are reasonable and prudent; and design, implementation, and maintenance of adequate internal financial controls, that were operating effectively for ensuring the accuracy and completeness of the accounting records, relevant to the preparation and presentation of the financial statement that give a true and fair view and are free from material misstatement, whether due to fraud or error.

In preparing the standalone Ind AS financial statements, management is responsible for assessing the Company's ability to continue as a going concern, disclosing, as applicable, matters related to going concern and using the going concern basis of accounting unless management either intends to liquidate the Company or to cease operations or has no realistic alternative but to do so.

Those Board of Directors are also responsible for overseeing the company's financial reporting process.



## Auditor's Responsibilities for the Audit of the Standalone Ind AS Financial Statements

Our objectives are to obtain reasonable assurance about whether the standalone Ind AS financial statements as a whole are free from material misstatement, whether due to fraud or error, and to issue an auditor's report that includes our opinion. Reasonable assurance is a high level of assurance, but is not a guarantee that an audit conducted in accordance with Standards on Auditing will always detect a material misstatement when it exists. Misstatements can arise from fraud or error and are considered material if, individually or in the aggregate, they could reasonably be expected to influence the economic decisions of users taken on the basis of these standalone Ind AS financial statements.

As part of an audit in accordance with SAs, we exercise professional judgment and maintain professional skepticism throughout the audit. We also:

1. Identify and assess the risks of material misstatement of the standalone Ind AS financial statements, whether due to fraud or error, design and perform audit procedures responsive to those risks, and obtain audit evidence that is sufficient and appropriate to provide a basis for our opinion. The risk of not detecting a material misstatement resulting from fraud is higher than for one resulting from error, as fraud may involve collusion, forgery, intentional omissions, misrepresentations, or the override of internal control.
2. Obtain an understanding of internal financial controls relevant to the audit in order to design audit procedures that are appropriate in the circumstances. Under Section 143(3)(i) of the Companies Act 2013, we are also responsible for expressing our opinion on whether the Company has adequate internal financial controls system in place and the operating effectiveness of such controls.
3. Evaluate the appropriateness of accounting policies used and the reasonableness of accounting estimates and related disclosures made by management.
4. Conclude on the appropriateness of management's use of the going concern basis of accounting and, based on the audit evidence obtained, whether a material uncertainty exists related to events or conditions that may cast significant doubt on the Company's ability to continue as a going concern. If we conclude that a material uncertainty exists, we are required to draw attention in our auditor's report to the related disclosures in the financial statements or, if such disclosures are inadequate, to modify our opinion. Our conclusions are based on the audit evidence obtained up to the date of our auditor's report. However, future events or conditions may cause the Company to cease to continue as a going concern.



5. Evaluate the overall presentation, structure and content of the standalone Ind AS financial statements, including the disclosures, and whether the financial statements represent the underlying transactions and events in a manner that achieves fair presentation.

We communicate with those charged with governance regarding, among other matters, the planned scope and timing of the audit and significant audit findings, including any significant deficiencies in internal control that we identify during our audit.

We also provide those charged with governance with a statement that we have complied with relevant ethical requirements regarding independence, and to communicate with them all relationships and other matters that may reasonably be thought to bear on our independence, and where applicable, related safeguards.

**Report on Other Legal and Regulatory Requirements:**

1. As required by the Companies (Auditor's Report) Order, 2020 ("the Order"), issued by the Central Government of India in terms of sub-section (11) of section 143 of the Companies Act, 2013, we give in the Annexure, a statement on the matters specified in paragraphs 3 and 4 of the Order, to the extent applicable.
2. As required by Section 143(3) of the Act, we report that:
  - a. We have sought and obtained all the information and explanations which to the best of our knowledge and belief were necessary for the purposes of our audit.
  - b. In our opinion, proper books of account as required by law have been kept by the Company so far as it appears from our examination of those books.
  - c. The Balance Sheet, the Statement of Profit and Loss and the Cash Flow Statement dealt with by this Report are in agreement with the books of account.
  - d. In our opinion, the aforesaid financial statements comply with the Accounting Standards specified under Section 133 of the Act, read with Rule 7 of the Companies (Accounts) Rules, 2014.
  - e. On the basis of the written representations received from the directors as on 31<sup>st</sup> March, 2025 taken on record by the Board of Directors, none of the directors is disqualified as on 31<sup>st</sup> March, 2025 from being appointed as a director in terms of Section 164 (2) of the Act.



- f. With respect to the adequacy of the internal financial controls over financial reporting of the Company and the operating effectiveness of such controls, refer to our separate Report in “Annexure B”.
- g. The Company being a private limited company, the other matters to be included in the Auditors’ Report in accordance with the requirements of Section 197(16) of the Act, as amended, in respect of whether the remuneration paid by the Company to its directors during the year is in accordance with the provisions of section 197 of Act is not applicable and
- h. With respect to the other matters to be included in the Auditor's Report in accordance with Rule 11 of the Companies (Audit and Auditors) Rules, 2014, in our opinion and to the best of our information and according to the explanations given to us:
- i. The Company does not have any pending litigations which would impact its financial position except those disclosed in the financial statements.
- ii. The Company did not have any long-term contracts including derivative contracts for which there were any material foreseeable losses.
- iii. There were no amounts which were required to be transferred to the Investor Education and Protection Fund by the Company
- iv.
- I. The management has represented that, to the best of its knowledge and belief, other than as disclosed in the notes to the accounts, no funds have been advanced or loaned or invested (either from borrowed funds or share premium or any other sources or kind of funds) by the company to or in any other person(s) or entity(ies), including foreign entities (“Intermediaries”), with the understanding, whether recorded in writing or otherwise, that the Intermediary shall, whether, directly or indirectly lend or invest in other persons or entities identified in any manner whatsoever by or on behalf of the company (“Ultimate Beneficiaries”) or provide any guarantee, security or the like on behalf of the Ultimate Beneficiaries;
- II. The management has represented, that, to the best of its knowledge and belief, other than as disclosed in the notes to the accounts, no funds have been received by the company from any person(s) or entity(ies), including foreign entities (“Funding Parties”), with the understanding, whether recorded in writing or otherwise, that the company shall, whether, directly or indirectly, lend or invest in other persons or entities identified in any manner



whatsoever by or on behalf of the Funding Party (“Ultimate Beneficiaries”) or provide any guarantee, security or the like on behalf of the Ultimate Beneficiaries; and

- III. Based on the above explanations and audit procedures which we have considered reasonable and appropriate in the circumstances, nothing has come to our notice that has caused us to believe that the representations under sub-clause (I) and (II) of clause (iv) contain any material misstatement.
- v. During the year, the company has not declared any dividend. Accordingly, reporting on compliance of Section 123 of The Companies Act, 2013 is not applicable.
- vi. Based on our examination which included test checks, the Company has used SAP accounting softwares for maintaining its books of account which have a feature of recording audit trail (edit log) facility and the same has operated throughout the year for all relevant transactions recorded in the respective software. However, we observed that the audit trail feature was enabled in the payroll software from October 2024 onwards.

Further, during the course of our audit, we did not come across any instance of audit trail feature being tampered with in respect of accounting software where the audit trail is enabled. And the audit trail has been preserved by the Company as per the statutory requirements for record retention.

*for Vishnu Daya & Co LLP*

*Chartered Accountants*

ICAI Firm’s registration number: 008456S / S200092



Guruprasad

*Partner*

ICAI Membership No. 219250

Place: Bangalore

Date: 26-09-2025



(This document is certified using the UDIN facility of ICAI and can be verified at [www.udin.icai.org](http://www.udin.icai.org) with reference number 25219250BMGYTP1739)

## Annexure A to the Independent Auditors' Report

The Annexure referred to in Independent Auditors' Report to the members of the Company on the financial statements for the year ended 31<sup>st</sup> March 2025, we report that:

1.
  - a. (A) The Company has maintained proper records showing full particulars, including quantitative details and situation of Property, Plant and Equipment.  
  
(B) According to the information and explanation given to us and based on our examination of the records of the Company, the Company is maintaining proper records showing full particulars of intangible assets;
  - b. These fixed assets have been physically verified by the management at reasonable intervals having regard to the size of the Company and the nature of its assets. No material discrepancies were noticed on such verification.
  - c. According to the information and explanation given to us and based on our examination of the records of the Company, the title deeds of all the immovable properties (other than properties where the Company is the lessee and the lease agreements are duly executed in favour of the lessee) are held in the name of the Company.
  - d. According to the information and explanation given to us and based on our examination of the records of the Company, the Company has not revalued either its property, plant and equipment or intangible assets or both during the year. Accordingly, paragraph 3(i)(d) of the Order is not applicable.
  - e. According to the information and explanations given to us and based on our examination of the records of the Company, there are no proceedings initiated or are pending against the Company for holding any benami property under the Benami Transactions (Prohibition) Act, 1988 (45 of 1988) and the rules made thereunder. Accordingly, paragraph 3(i)(e) of the Order is not applicable.
2.
  - a. Physical verification of inventory has been conducted at reasonable intervals by the management. No material discrepancies were noticed on physical verification.
  - b. According to the information and explanations given to us and based on our examination of the records of the Company, the Company has been sanctioned working capital limits in excess of



five crore rupees, in aggregate, from banks on the basis of security of inventories of the Company. Based on the records examined by us in the normal course of audit of the financial statements, the quarterly returns filed by the Company with such banks are not in agreement with the books of account of the Company as set out below:

Name of the bank	Quarter	Particulars of securities provided	Amount as per books of account	Amount as reported in the quarterly return / statement	Amount of difference	Reason for material discrepancies
HDFC Bank	June 2024	Inventory	3,613.23	3,242.67	370.55	Information provided from provisional and incomplete records
HDFC Bank	September 2024	Inventory	3,505.92	2,901.41	604.51	
HDFC Bank	December 2024	Inventory	5,296.02	4,175.49	1,120.53	
HDFC Bank	March 2025	Inventory	3,601.26	4,012.20	(410.94)	

3. According to the information and explanations given to us and based on our examination of the records of the Company, the Company has not made investments in, or provided any guarantee or security or granted any loans or advances in the nature of loans, secured or unsecured to the companies, firms, limited liability partnerships or any other parties during the year. Accordingly, paragraph 3(iii) of the Order is not applicable.
4. According to the information and explanations given to us and based on our examination of the records of the Company, the Company has not granted any loans, made any investments, extended any guarantees and provided any security to or on behalf of the parties referred in section 185 and 186 of the Companies Act, 2013. Accordingly, paragraph 3(iv) of the Order is not applicable.
5. According to the information and explanations given to us and based on our examination of the records of the Company, the Company has not accepted any deposits from the public. Accordingly, paragraph 3(v) of the Order is not applicable.
6. According to the information and explanation given to us, for the activities carried out by the Company, Central Government has not prescribed the maintenance of cost records, under Section 148 (1) of the Act as per the Companies (cost records and audit) Rules, 2014. Accordingly, paragraph 3(vi) of the Order is not applicable.
7.
  - a. According to the information and explanations given to us and based on our examinations of the records of the Company, amounts deducted/accrued in the books of account in respect of undisputed statutory dues including provident fund, employees' state insurance, duty of



customs, income tax, goods and service tax, cess and other material statutory dues have been regularly deposited during the period by the Company with the appropriate authorities in all cases during the year, except provident fund. In respect of Provident Fund, the company is irregular in depositing the dues as disclosed below

Statement of arrears of statutory dues outstanding for more than six months

Name of the Statute	Nature of the Dues	Amount (Rs. in millions)	Period to which the amount relates	Due Date	Date of Payment	Remarks, if any
EPF Act	Employee contribution of PF	0.10	April 2022 - March 2025	-	-	-
EPF Act	Employer contribution of PF	0.10	April 2022 - March 2025	-	-	-

- b. According to the information and explanations given to us and based on our examination of the records of the Company, there are no dues in respect of income tax or goods and service tax or duty of customs, which have not been deposited with the appropriate authorities on account of any dispute.
8. According to the information and explanations given to us and based on our examination of the records of the Company, there are no transactions which are not recorded in the books of account and which have been surrendered or disclosed as income during the year in the tax assessments under the Income-tax Act, 1961. Accordingly, paragraph 3(viii) of the Order is not applicable.
- 9.
- a. According to the information and explanations given to us and based on our examination of the records of the Company, The Company has not defaulted in repayment of loans or other borrowings or in the payment of interest thereon to any lender.
- b. According to the information and explanations given to us and based on our examination of the records of the Company, the Company has not been declared as a willful defaulter by any bank or financial institution or other lender. Accordingly, paragraph 3(ix)(b) of the Order is not applicable.
- c. According to the information and explanations given to us and based on our examination of the records of the Company, term loans were applied for the purpose for which the loans were obtained.



- d. On an overall examination of the financial statements of the Company, no funds raised on short-term basis have been used for long-term purposes by the Company.
- e. According to the information and explanations given to us and based on our examination of the records of the Company, the Company has not taken any funds from any entity or person on account of or to meet obligations of its subsidiaries, associates or joint ventures during the year. Accordingly, paragraph 3(ix)(e) of the Order is not applicable.
- f. According to the information and explanations given to us and based on our examination of the records of the Company, the Company has not raised loans during the year on the pledge of securities held in its subsidiaries, joint ventures or associate companies. Accordingly, paragraph 3(ix)(f) of the Order is not applicable.

10.

- a. The Company has been registered as private limited Company and hence did not raise any money by way of initial public offer including debt instruments. Accordingly, paragraph 3(x)(a) of the Order is not applicable.
- b. According to the information and explanations given to us and based on our examination of the records of the Company, the Company has not made any preferential allotment or private placement of shares or fully or partly convertible debentures during the period. Accordingly, paragraph 3(x)(b) of the Order is not applicable.

11.

- a. According to the information and explanations given to us and based on our examination of the records of the Company, no material fraud by the Company or on the Company by its officer or employees has been noticed or reported during the course of our audit. Accordingly, paragraph 3(xi) of the Order is not applicable.
- b. As per paragraph 11(a) above, we have not noticed any fraud and hence we have not filed any report under sub-section (12) of section 143 of the Companies Act in Form ADT-4 as prescribed under Rule 13 of Companies (Audit and Auditors) Rules, 2014 with the Central Government. Accordingly, paragraph 3(xi)(b) of the Order is not applicable.
- c. According to the information and explanations given to us and based on our examination of the records of the Company, the Company has neither received any whistle-blower complaints during the year nor are any such complaints reported during the course of our audit. Accordingly, paragraph 3(xi)(c) of the Order is not applicable.



12. In our opinion and according to the information and explanations given to us, the Company is not a Nidhi company. Accordingly, paragraph 3(xii) of the Order is not applicable.
13. The Company is a private limited company and accordingly the requirements as stipulated by the provisions of Section 177 of the Act are not applicable to the Company. In our opinion and according to the information and explanations given to us and on the basis of our examination of records of the Company, transactions with the related parties are in compliance with Section 188 of the Act where applicable and details of such transactions have been disclosed in the standalone financial statements as required by the applicable accounting standards.
- 14.
- a. Based on information and explanations provided to us and our audit procedures, in our opinion, the Company has an internal audit system commensurate with the size and nature of its business.
  - b. We have considered the internal audit reports of the Company issued till date for the period under audit.
15. According to the information and explanations given to us and based on our examination of the records of the Company, the Company has not entered into any non-cash transactions with directors or persons connected to him. Accordingly, paragraph 3(xv) of the Order is not applicable.
16. According to the information and explanations given to us and based on our examination of the records of the Company, the Company is not required to be registered under section 45-IA of the Reserve Bank of India Act, 1934. Accordingly, paragraph 3(xvi) of the Order is not applicable.
17. According to the information and explanations given to us and based on our examination of the records of the Company, the Company has not incurred any cash losses either in the current financial year or in the immediately preceding financial year. Accordingly, paragraph 3(xvii) of the Order is not applicable.
18. There has not been any resignation of the statutory auditors during the year. Accordingly, paragraph 3(xviii) of the Order is not applicable.
19. According to the information and explanations given to us and based on our examination of the records of the Company and on the basis of financial ratios, ageing and expected dates of realization of financial assets and payment of financial liabilities, other information accompanying the financial statements, our knowledge of the Board of Directors and management plans, we are of the opinion that there is no



material uncertainty on the Company's capability to meet its liabilities existing on 31 March 2025 as and when they fall due within a period of one year from the balance sheet date.

20. In our opinion and according to the information and explanations given to us, there is no unspent amount under sub-section (5) of Section 135 of the Act pursuant to any project. Accordingly, clauses 3(xx)(a) and 3(xx)(b) of the Order are not applicable.
21. The reporting under Clause 3(xxi) of the Order is not applicable in respect of audit of standalone financial statements. Accordingly, no comment in respect of the said clause has been included in this report.

for Vishnu Daya & Co LLP

*Chartered Accountants*

ICAI Firm registration number: 008456S / S200092



Guruprasad

*Partner*

ICAI Membership No. 219250



Place: Bangalore

Date: 26-09-2025

(This document is certified using the UDIN facility of ICAI and can be verified at [www.udin.icai.org](http://www.udin.icai.org) with reference number 25219250BMGYTP1739)

## **Annexure – B – to the Auditors' Report**

### **Report on the Internal Financial Controls under Clause (i) of Sub-section 3 of Section 143 of the Companies Act, 2013 ("the Act")**

We have audited the internal financial controls over financial reporting of M/s Online Instruments (India) Private Limited ("the Company") as of 31 March 2025 in conjunction with our audit of the financial statements of the Company for the year ended on that date.

#### **Management's Responsibility for Internal Financial Controls**

The Company's management is responsible for establishing and maintaining internal financial controls based on the internal control over financial reporting criteria established by the Company considering the essential components of internal control stated in the Guidance Note on Audit of Internal Financial Controls over Financial Reporting issued by the Institute of Chartered Accountants of India. These responsibilities include the design, implementation and maintenance of adequate internal financial controls that were operating effectively for ensuring the orderly and efficient conduct of its business, including adherence to company's policies, the safeguarding of its assets, the prevention and detection of frauds and errors, the accuracy and completeness of the accounting records, and the timely preparation of reliable financial information, as required under the Companies Act, 2013.

#### **Auditor's Responsibility**

Our responsibility is to express an opinion on the Company's internal financial controls over financial reporting based on our audit. We conducted our audit in accordance with the Guidance Note on Audit of Internal Financial Controls Over Financial Reporting (the "Guidance Note") and the Standards on Auditing, issued by ICAI and deemed to be prescribed under section 143(10) of the Companies Act, 2013, to the extent applicable to an audit of internal financial controls, both issued by the Institute of Chartered Accountants of India. Those Standards and the Guidance Note require that we comply with ethical requirements and plan and perform the audit to obtain reasonable assurance about whether adequate internal financial controls over financial reporting was established and maintained and if such controls operated effectively in all material respects.

Our audit involves performing procedures to obtain audit evidence about the adequacy of the internal financial controls system over financial reporting and their operating effectiveness. Our audit of internal financial controls over financial reporting included obtaining an understanding of internal financial controls



over financial reporting, assessing the risk that a material weakness exists, and testing and evaluating the design and operating effectiveness of internal control based on the assessed risk. The procedures selected depend on the auditor's judgement, including the assessment of the risks of material misstatement of the financial statements, whether due to fraud or error.

We believe that the audit evidence we have obtained is sufficient and appropriate to provide a basis for our audit opinion on the Company's internal financial controls system over financial reporting.

### **Meaning of Internal Financial Controls Over Financial Reporting**

A Company's internal financial control over financial reporting is a process designed to provide reasonable assurance regarding the reliability of financial reporting and the preparation of financial statements for external purposes in accordance with generally accepted accounting principles. A Company's internal financial control over financial reporting includes those policies and procedures that (1) pertain to the maintenance of records that, in reasonable detail, accurately and fairly reflect the transactions and dispositions of the assets of the Company; (2) provide reasonable assurance that transactions are recorded as necessary to permit preparation of financial statements in accordance with generally accepted accounting principles, and that receipts and expenditures of the Company are being made only in accordance with authorizations of management and directors of the Company; and (3) provide reasonable assurance regarding prevention or timely detection of unauthorized acquisition, use, or disposition of the company's assets that could have a material effect on the financial statements.

### **Inherent Limitations of Internal Financial Controls Over Financial Reporting**

Because of the inherent limitations of internal financial controls over financial reporting, including the possibility of collusion or improper management override of controls, material misstatements due to error or fraud may occur and not be detected. Also, projections of any evaluation of the internal financial controls over financial reporting to future periods are subject to the risk that the internal financial control over financial reporting may become inadequate because of changes in conditions, or that the degree of compliance with the policies or procedures may deteriorate.



## Opinion

In our opinion, the Company has, in all material respects, an adequate internal financial controls system over financial reporting and such internal financial controls over financial reporting were operating effectively as at 31 March 2025, based on the internal control over financial reporting criteria established by the Company considering the essential components of internal control stated in the Guidance Note on Audit of Internal Financial Controls Over Financial Reporting issued by the Institute of Chartered Accountants of India.

for Vishnu Daya & Co LLP

*Chartered Accountants*

ICAI Firm registration number: 008456S/S200092



Guruprasad

*Partner*

ICAI Membership Number: 219250

Place: Bangalore

Date: 26-09-2025



(This document is certified using the UDIN facility of ICAI and can be verified at [www.udin.icai.org](http://www.udin.icai.org) with reference number: 25219250BMGYTP1739)

	Notes	As at March 31, 2025	As at March 31, 2024
<b>Assets</b>			
<b>Non-current assets</b>			
Property, plant and equipment	3(a)	711.16	84.11
Right of use asset	3(b)	49.81	31.41
Capital work-in-progress	3(c)	-	294.35
Intangible assets	4(a)	2.26	0.88
Intangible assets under development	4(b)	14.02	-
<b>Financial assets</b>			
Investments	5	106.87	23.43
Other financial assets	6	5.96	25.34
Deferred tax assets (Net)	7	32.16	28.20
Other non-current assets	8	2.58	40.25
		<b>924.82</b>	<b>527.97</b>
<b>Current assets</b>			
Inventories	9	450.37	246.97
<b>Financial assets</b>			
Trade receivables	10	1,692.21	1,134.17
Cash and cash equivalents	11	10.70	8.86
Bank balance other than cash and cash equivalents	12	11.34	111.01
Other financial assets	6	31.83	6.26
Current tax asset (net)	13	-	1.18
Other assets	14	515.62	163.18
		<b>2,712.07</b>	<b>1,671.64</b>
<b>Total assets</b>		<b>3,636.89</b>	<b>2,199.61</b>
<b>Equity and liabilities</b>			
<b>Equity</b>			
Equity share capital	15	49.50	49.50
Other equity	16	1,341.40	1,006.51
<b>Total equity</b>		<b>1,390.90</b>	<b>1,056.01</b>
<b>Non-current liabilities</b>			
<b>Financial liabilities</b>			
Borrowings	17	351.39	196.71
Lease liability	18	39.01	23.10
Other non-current financial liabilities	19	18.62	19.04
Provisions	20	52.00	41.63
		<b>461.02</b>	<b>280.48</b>
<b>Current liabilities</b>			
<b>Financial liabilities</b>			
Borrowings	17	60.77	156.73
Lease liability	18	11.27	12.27
<b>Trade payables</b>			
Dues of micro enterprises and small enterprises	21	40.25	66.68
Dues of creditors other than micro enterprises and small enterprises	21	1,235.04	492.23
Other financial liabilities	22	59.18	67.41
Other liabilities	23	344.35	21.36
Provisions	20	27.22	20.92
Current tax liabilities(Net)	24	6.89	25.52
		<b>1,784.97</b>	<b>863.12</b>
<b>Total liabilities</b>		<b>2,245.99</b>	<b>1,143.60</b>
<b>Total equity and liabilities</b>		<b>3,636.89</b>	<b>2,199.61</b>

Summary of significant accounting policies

1&2

The accompanying notes are an integral part of the financial statements.  
As per our report of even date

For Vishnu Daya & Co LLP.,  
Chartered Accountants  
Firm Registration Number: 008456S/S200092

For and on behalf of the Board of Directors  
Online Instruments (India) Private Limited

  
Guruprasad



Partner  
Membership Number: 219250

Place: Bengaluru  
Date: 26-09-2025

  
Shivanand Mallappa  
Mahashetti

Managing Director  
DIN: 01180544

Place: Bengaluru  
Date: 26-09-2025

  
Mahesh Basalingappa  
Bellad

Whole Time Director  
DIN: 01180847

Place: Bengaluru  
Date: 26-09-2025

Online Instruments (India) Private Limited  
CIN: U51909KA2006PTC038521  
#741, Sri Krishna Temple Road, 1<sup>st</sup> Stage, Indiranagar, Bangalore 560038  
Statement of Profit and Loss for the year ended March 31, 2025  
(All amounts in Indian rupees in Millions, unless otherwise stated)

	Notes	For the year ended March 31, 2025	For the year ended March 31, 2024
<b>Income</b>			
Revenue from operations	25	5,237.15	3,525.09
Other income	26	25.87	12.38
<b>Total income</b>		<b>5,263.02</b>	<b>3,537.47</b>
<b>Expenses</b>			
Cost of material consumed	27	364.05	-
Purchases of stock in trade	28	3,588.18	2,594.31
Changes in inventories of stock in trade	29	(15.51)	48.35
Employee benefits expense	30	441.67	357.00
Finance cost	31	25.44	12.92
Depreciation and amortisation expense	32	66.59	29.11
Other expenses	33	322.53	209.23
<b>Total expenses</b>		<b>4,792.95</b>	<b>3,250.92</b>
<b>Profit before tax</b>		<b>470.07</b>	<b>286.55</b>
Tax expense			
Current tax	35	134.25	80.27
Prior period tax expense		(0.44)	0.73
Deferred tax	35	(2.62)	(7.44)
<b>Total tax expense</b>		<b>131.19</b>	<b>73.56</b>
<b>Profit for the year</b>		<b>338.88</b>	<b>212.99</b>
<b>Other comprehensive income</b>			
Items that will be reclassified subsequently to profit or loss :			
Net changes in Fair value of Investments		(0.86)	-
Income tax effect		0.22	-
Items that will not be reclassified subsequently to profit or loss :			
Re-measurement gains/ (losses) on defined benefit plan	37	(4.48)	(4.82)
Income tax effect	37	1.13	1.21
<b>Other comprehensive income for the year, net of tax</b>		<b>(3.99)</b>	<b>(3.61)</b>
<b>Total comprehensive income for the year</b>		<b>334.89</b>	<b>209.38</b>
<b>Earnings/(Loss) per equity share ('EPS')</b>			
(Nominal Value per equity share Rs. 100)			
Basic and diluted	38	684.60	430.28
Weighted average number of equity shares		4,95,000	4,95,000

Summary of significant accounting policies 1&2


The accompanying notes are an integral part of the financial statements.  
As per our report of even date

For Vishnu Daya & Co LLP.,  
Chartered Accountants  
Firm Registration Number: 008456S/S200092



Guruprasad  
Partner  
Membership Number: 219250

Place: Bengaluru  
Date: 26-09-2025



For and on behalf of the Board of Directors  
Online Instruments (India) Private Limited

   
Shivanand Mallappa Mahashetti  
Managing Director  
DIN: 01180544

Place: Bengaluru  
Date: 26-09-2025

Mahesh Basalingappa  
Bellad  
Whole Time Director  
DIN: 01180847

Place: Bengaluru  
Date: 26-09-2025

Online Instruments (India) Private Limited  
CIN: U51909KA2006PTC038521  
#741, Sri Krishna Temple Road, 1<sup>st</sup> Stage, Indiranagar, Bangalore 560038  
Statement of cash flow for the year ended March 31, 2025  
(All amounts in Indian rupees in Millions, unless otherwise stated)


	Notes	For the year ended March 31, 2025	For the year ended March 31, 2024
<b>Operating activities</b>			
<b>Profit before tax</b>		<b>470.07</b>	<b>286.55</b>
<i>Adjustments to reconcile profit before tax to net cash flows:</i>			
Depreciation of property, plant and equipment	3(a)	41.19	4.42
Amortisation of intangible assets	4(a)	0.91	0.46
Depreciation on right-of-use asset	3(b)	24.49	24.23
Profit on lease modification	26	(0.20)	-
Profit on lease termination	26	(1.84)	-
Provision for doubtful debts	33	25.29	11.25
Provision for warranty	33	2.16	1.51
Provision for sales return	33	3.46	3.18
Provision for employee benefits	30	6.53	8.33
Bad debts written off	33	-	2.25
(Profit)/Loss on disposal of asset	33	(0.41)	0.59
Impairment loss on investment	33	-	0.37
Unrealised forex gain	26	(4.98)	(1.18)
Finance income	26	(2.11)	(3.57)
Finance costs	31	25.44	12.92
Credit balance written back	26	(2.70)	(0.73)
<b>Working capital adjustments:</b>			
Increase in trade receivables	10	(582.14)	(109.81)
(Increase)/ decrease in inventories	9	(203.39)	48.35
Increase in other financial and non-financial assets	6&14	(379.65)	33.41
Increase in trade payables	21	719.08	(14.57)
Increase/ (decrease) in other financial and non-financial liabilities	22&23	313.87	0.70
		455.07	308.66
Income tax paid	24&35	(153.42)	(57.10)
<b>Net cash flows from/ (used in) operating activities (A)</b>		<b>301.65</b>	<b>251.56</b>
<b>Investing activities</b>			
Purchase of property, plant and equipment and intangibles	3(a)	(376.65)	(4.09)
Proceeds from sale of property, plant and equipment	3(a)	0.46	-
Capital advance	8	37.68	(31.48)
Investment in CWIP	3(c)	-	(286.68)
Investment in Intangible assets under development	4(b)	(14.02)	-
Security deposits (Net)	6	19.38	(2.23)
Deposits with Banks (Net)	12	99.67	(97.93)
Interest received	26	2.11	3.57
<b>Net cash flows (used in) investing activities (B)</b>		<b>(231.37)</b>	<b>(418.83)</b>
<b>Financing activities</b>			
Proceeds from borrowings	17	103.33	214.09
Repayment of borrowings	17	(44.60)	(9.36)
Purchase of investments	5	(84.31)	-
Interest paid	31	(20.51)	(3.70)
Principal portion of lease liability	45	(24.28)	(22.93)
Interest portion of lease liability	31	(3.06)	(3.88)
<b>Net cash flows from/ (used in) financing activities (C)</b>		<b>(73.43)</b>	<b>174.22</b>
Net increase/ (decrease) in cash and cash equivalents		(3.15)	6.94
Cash and cash equivalents at the beginning of the year		8.87	0.75
Effect of exchange fluctuations		4.98	1.18
<b>Cash and cash equivalents at the end of the year</b>		<b>10.70</b>	<b>8.87</b>
<b>Components of cash and cash equivalents</b>			
Cash on hand	11	0.11	0.16
Balance with banks			
- on current account	11	0.58	0.06
- Bank deposits with original maturity of less than 3 months	11	10.00	8.63
- on EEFC accounts	11	0.01	0.02
<b>Total cash and cash equivalents</b>		<b>10.70</b>	<b>8.87</b>

Summary of significant accounting policies

1&2

As per our report of even date

For Vishnu Daya & Co LLP.,  
Chartered Accountants  
Firm Registration Number: 008456S/S200092

  
Guruprasad  
Partner  
Membership Number: 219250

Bangalore  
Date: 26-09-2025

For and on behalf of the Board of Directors  
Online Instruments (India) Private Limited

  
Shivanand Mallappa Mahashetti  
Managing Director  
DIN: 01180544

Place: Bengaluru  
Date: 26-09-2025

  
Mahesh Basalingappa Bellad  
Whole Time Director  
DIN: 01180847

Place: Bengaluru  
Date: 26-09-2025



Online Instruments (India) Private Limited

Statement of changes in equity for the year ended March 31, 2025

(All amounts in Indian rupees in Millions, unless otherwise stated)

	Reserves and surplus					Total other equity
	Equity share capital	Securities premium	General reserve	Retained earnings	Other items of OCI	
Balance at April 1, 2023	49.50	-	30.99	773.58	(7.44)	797.13
<b>Total comprehensive income for the year</b>						
Profit / (loss) for the year	-	-	-	212.99	-	212.99
Other comprehensive income / (loss) for the year (net of tax)	-	-	-	-	(3.61)	(3.61)
<b>Total comprehensive income</b>	-	-	-	212.99	(3.61)	209.38
<b>Contributions by and distributions to owners</b>						
Issue of equity shares	-	-	-	-	-	-
<b>Total contributions by and distributions to owners</b>	-	-	-	-	-	-
<b>Balance as at March 31, 2024</b>	<b>49.50</b>	<b>-</b>	<b>30.99</b>	<b>986.57</b>	<b>(11.05)</b>	<b>1,006.51</b>
Balance at April 1, 2024	49.50	-	30.99	986.57	(11.05)	1,006.51
<b>Total comprehensive income for the year</b>						
Profit / (loss) for the year	-	-	-	338.88	-	338.88
Other comprehensive income / (loss) for the year (net of tax)	-	-	-	-	(3.99)	(3.99)
Transferred to retained earnings	-	-	-	-	-	-
<b>Total comprehensive income</b>	-	-	-	338.88	(3.99)	334.89
<b>Contributions by and distributions to owners</b>						
Issue of equity shares	-	-	-	-	-	-
<b>Total contributions by and distributions to owners</b>	-	-	-	-	-	-
<b>Balance as at March 31, 2025</b>	<b>49.50</b>	<b>-</b>	<b>30.99</b>	<b>1,325.45</b>	<b>(15.04)</b>	<b>1,341.40</b>

The accompanying notes form an integral part of financial statements.

As per our report of even date attached

for Vishnu Daya & Co. LLP

Chartered Accountants

Firm's Registration No. 008456S/S200092

*Embroid*

Guruprasad

Partner

Membership Number: 219250

Place : Bengaluru


Date: 26-09-2025

For and on behalf of the Board of Directors

Online Instruments (India) Private Limited

*Mahesh*  
 Shivajinath Mallappa Mahashetti  
 Managing Director  
 DIN: 01180544  
 Place: Bengaluru  
 Date: 26-09-2025

*M Basalingappa*  
 Mahesh Basalingappa Bellad  
 Whole Time Director  
 DIN: 01180847  
 Place: Bengaluru  
 Date: 26-09-2025



Online Instruments (India) Private Limited  
Notes to financial statements  
(All amounts in Indian rupees in Millions, unless otherwise stated)

3(a) Property, plant and equipment	Building	Land	Office equipment's	Furniture and fixtures	Vehicles	Computers	Solar	Leasehold improvements-furniture	Plant and Machinery	Electrical Installations and Equipment	Total
<b>Gross carrying amount</b>											
At March 31, 2023	17.09	62.45	5.99	6.55	10.30	11.79	-	12.77	-	-	126.94
Additions	-	-	0.63	0.76	-	2.65	-	-	-	-	4.04
Disposals	-	-	-	-	2.10	-	-	-	-	-	2.10
At March 31, 2024	17.09	62.45	6.62	7.31	8.20	14.44	-	12.77	-	-	128.88
Additions	305.58	-	9.58	9.80	7.54	5.84	20.81	4.67	234.90	69.58	668.30
Disposals	-	-	0.50	-	0.48	-	-	-	-	-	0.98
At March 31, 2025	322.67	62.45	15.70	17.11	15.26	20.28	20.81	17.44	234.90	69.58	796.20
<b>Depreciation and impairment</b>											
At March 31, 2023	5.07	-	5.18	4.78	8.14	9.27	-	9.42	-	-	41.86
Charge for the year	0.61	-	0.34	0.38	0.45	1.59	-	1.05	-	-	4.42
Disposals	-	-	-	-	1.51	-	-	-	-	-	1.51
At March 31, 2024	5.68	-	5.52	5.16	7.08	10.86	-	10.47	-	-	44.77
Charge for the year	10.91	-	1.90	1.43	1.26	3.55	1.26	1.38	13.48	6.02	41.19
Disposals	-	-	0.48	-	0.44	-	-	-	-	-	0.92
At March 31, 2025	16.59	-	6.94	6.59	7.90	14.41	1.26	11.85	13.48	6.02	85.04
<b>Net carrying value</b>											
At March 31, 2025	306.08	62.45	8.76	10.52	7.36	5.87	19.55	5.59	221.42	63.56	711.16
At March 31, 2024	11.41	62.45	1.10	2.15	1.12	3.58	-	2.30	-	-	84.11
At March 31, 2023	12.02	62.45	0.81	1.77	2.16	2.52	-	3.35	-	-	85.08

**Note**

Vehicles with a carrying amount of Rs. 3.78 millions (March 31, 2024 : Rs. 0.42 millions) are secured against vehicle loan taken from bank. For details, refer note 17

The title deeds of all the immovable properties (other than properties where the company is the lessee and the lease agreements are duly executed in favour of the lessee), as disclosed above are held in the name of the company.



3(b) Right-of-use assets

	Buildings	Total
<b>Gross carrying amount</b>		
<b>As at March 31, 2023</b>	97.42	97.42
Additions during the year 2023-24	5.15	5.15
Modifications during the year 2023-24	-	-
<b>As at March 31, 2024</b>	102.57	102.57
Additions during the year 2024-25	47.49	47.49
Modifications during the year 2024-25	2.06	2.06
Deletions during the year 2024-25	64.67	64.67
<b>As at March 31, 2025</b>	87.45	87.45
<b>Depreciation</b>		
<b>As at March 31, 2023</b>	46.93	46.93
For the year 2023-24	24.23	24.23
<b>As at March 31, 2024</b>	71.16	71.16
For the year 2024-25	24.49	24.49
Deletions during the year 2024-25	58.01	58.01
<b>As at March 31, 2025</b>	37.64	37.64
<b>Net carrying value</b>		
<b>As at March 31, 2025</b>	49.81	49.81
<b>As at March 31, 2024</b>	31.41	31.42
<b>As at March 31, 2023</b>	50.49	50.49

Refer note 45 for detailed note on Ind AS 116 Leases

3(c) Capital work-in-progress

	As at	
	March 31, 2025	March 31, 2024
Capital work-in-progress	-	294.35
<b>Total capital work-in-progress</b>	-	294.35

CWIP Aging schedule

Particulars	Amount in CWIP for a period of				Total
	Less than 1 year	1 - 2 years	2 - 3 years	More than 3 years	
Projects in progress	-	-	-	-	-
Projects temporarily suspended	-	-	-	-	-

Particulars	Amount in CWIP for a period of				Total
	Less than 1 year	1 - 2 years	2 - 3 years	More than 3 years	
Projects in progress	293.59	0.77	-	-	294.36
Projects temporarily suspended	-	-	-	-	-



Online Instruments (India) Private Limited  
Notes to financial statements  
(All amounts in Indian rupees in Millions, unless otherwise stated)

4(a) Intangible assets

Gross carrying amount

	Software	Total
At March 31, 2023	6.51	6.51
Additions	0.05	0.05
Disposals	-	-
At March 31, 2024	6.56	6.56
Additions	2.29	2.29
Disposals	-	-
At March 31, 2025	8.85	8.85
<b>Amortisation</b>		
At March 31, 2023	5.22	5.22
Charge for the year	0.46	0.46
Disposals	-	-
At March 31, 2024	5.68	5.68
Charge for the year	0.91	0.91
Disposals	-	-
At March 31, 2025	6.59	6.59
<b>Net carrying value</b>		
At March 31, 2025	2.26	2.26
At March 31, 2024	0.88	0.88
At March 31, 2023	1.29	1.29

4(b) Intangible assets under development\*

	March 31, 2025	March 31, 2024
Balance at the beginning of the year	-	-
Net expenditure during the year	14.02	-
Transfer to intangible assets	-	-
Impairment / Write-off	-	-
Other adjustments	-	-
<b>Total Intangible assets under development</b>	<b>14.02</b>	<b>-</b>

\*The intangible asset under development relates to White Board Software under development

Intangible assets under development Ageing schedule

Particulars	As at March 31, 2025				Total
	Amount in CWIP for a period of				
	Less than 1 year	1 - 2 years	2 - 3 years	More than 3 years	
Projects in progress	14.02	-	-	-	14.02
Projects temporarily suspended	-	-	-	-	-

Particulars	As at March 31, 2024				Total
	Amount in CWIP for a period of				
	Less than 1 year	1 - 2 years	2 - 3 years	More than 3 years	
Projects in progress	-	-	-	-	-
Projects temporarily suspended	-	-	-	-	-

5 Investments

Non-current and Unquoted

Investments in equity instruments carried at cost

In subsidiaries

	March 31, 2025	March 31, 2024
Online Instruments DWC-LLC (3,00,000 (FY 2023-24 3,00,000) Shares of AED 1.00 (FY 2023-24 AED 1.00) each)	5.88	5.88
Online Instruments Singapore PTE LTD (2,45,000 (FY 2023-24 2,45,000) Shares of USD 1.00 (FY 2023-24 USD 1.00) each)	17.55	17.55
Online Instruments Inc (500 (FY 2023-24 500) Shares of USD 10.00 (USD 10.00) each)	0.37	0.37
Less: Provision for diminution in value of investment	(0.37)	(0.37)
	<b>23.43</b>	<b>23.43</b>

Aggregate amount of unquoted investments

Non-current and Quoted

Investments carried at fair value through other comprehensive income

	March 31, 2025	March 31, 2024
HDFC Manufacturing Fund Regular- Growth (22,31,072.95 (FY 2023-24 Nil) units of Rs. 10/- (FY 2023-24 Nil) each)	21.70	-
HDFC Arbitrage Fund Wholesale Regular Growth (7,885.70 (FY 2023-24 Nil) units of Rs. 10/- (FY 2023-24 Nil) each)	0.24	-
HDFC Corporate Bond Fund Regular - Growth (9,61,752.40 (FY 2023-24 Nil) units of Rs. 10/- (FY 2023-24 Nil) each)	30.65	-
HDFC Floating Rate Debt Fund Regular Growth (6,31,618.82 (FY 2023-24 Nil) units of Rs. 10/- (FY 2023-24 Nil) each)	30.85	-
	<b>83.44</b>	<b>-</b>
<b>Aggregate amount of quoted investments</b>	<b>106.87</b>	<b>23.43</b>

Aggregate amount of quoted investments	83.44	-
Market value of quoted investments, non-current	83.44	-
Aggregate amount of unquoted investments	23.43	23.43
Allowance for Impairment	(0.37)	(0.37)



**Online Instruments (India) Private Limited**  
**Notes to financial statements**  
**(All amounts in Indian rupees in Millions, unless otherwise stated)**

<b>6 Other financial assets</b>		
<b>Non-Current</b>		
(Unsecured, considered good)		
Security deposits	5.96	25.34
	<u>5.96</u>	<u>25.34</u>
Includes security deposit paid to related parties amounting to Rs.21.51 millions (FY 2023-24: 19.81 millions) - refer note 42		
<b>Current</b>		
(Unsecured, considered good)		
Security deposits	26.22	1.10
Advance to employees	5.61	5.16
	<u>31.83</u>	<u>6.26</u>
	<u>As at</u>	<u>As at</u>
	<u>March 31, 2025</u>	<u>March 31, 2024</u>
<b>7 Deferred tax</b>		
<b>Deferred tax asset (net)</b>		
<b>Recognised deferred tax assets and liabilities in balance sheet</b>		
Impact of expenditure charged to the statement of profit and loss in a year but allowed for tax purposes in subsequent years	17.67	12.26
Impact of difference between tax depreciation and depreciation charged for financial reporting	(1.38)	1.96
Provision for gratuity and leave encashment	15.75	12.98
Lease liability and Right of use asset	0.12	1.00
<b>Net deferred tax asset</b>	<u>32.16</u>	<u>28.20</u>
<b>Recognised deferred tax assets and liabilities in statement of profit and loss</b>		
Impact of expenditure charged to the statement of profit and loss in a year, not allowed in current year but allowed for tax purposes in subsequent years	5.41	4.20
Impact of difference between tax depreciation and depreciation charged for financial reporting	(3.34)	(0.19)
Lease liability and Right of use asset	(0.88)	0.31
Provision for gratuity and leave encashment	1.65	3.12
Net changes in Fair value of Investments	(0.22)	-
<b>Net deferred tax asset</b>	<u>2.62</u>	<u>7.44</u>
<b>Reconciliation of deferred tax assets</b>		
Net deferred tax asset at the beginning of the year	28.20	19.55
Tax income/(expense) during the year recognized in profit and loss	2.62	7.44
Remeasurement of defined benefit obligation recognized in other comprehensive income	1.13	1.21
Net changes in Fair value of Investments through other comprehensive income	0.22	-
	<u>32.17</u>	<u>28.20</u>
<b>8 Other non-current assets</b>		
Capital advances	2.58	40.25
	<u>2.58</u>	<u>40.25</u>
<b>9 Inventories</b>		
<b>(Valued at lower of cost and net realisable value)</b>		
Stock in trade	261.83	246.97
Stock in transit	65.42	-
Finished goods	0.65	-
Raw material	121.69	-
Spares & Consumables	0.78	-
	<u>450.37</u>	<u>246.97</u>
<b>10 Trade receivables</b>		
Trade receivables (Unsecured)		
Considered good	1,668.64	1,066.73
Related parties	67.47	67.44
Trade Receivables which have significant increase in credit risk	14.79	35.85
	<u>1,750.90</u>	<u>1,170.02</u>
Less: Allowance for Receivables considered good	(43.90)	(35.85)
Less: Allowance for Credit Impaired Receivables	(14.79)	(1.17)
	<u>1,692.21</u>	<u>1,134.17</u>
The movement in allowance for bad and doubtful debts is as follows:		
Balance as at beginning of the year	37.02	25.76
Change in allowance for bad and doubtful debts during the year	21.67	11.26
<b>Balance as at the end of the year</b>	<u>58.69</u>	<u>37.02</u>

**Note:**

- Trade receivables are non-interest bearing and are generally on credit period of 60 days.
- Trade receivables includes receivables from related parties. For details, refer note no 42



Online Instruments (India) Private Limited  
Notes to financial statements  
(All amounts in Indian rupees in Millions, unless otherwise stated)

Ageing Details For Trade Receivables  
As at March 31, 2025

Particulars	Outstanding for following periods from due date of payment / date of transaction						Total
	Not due	Less than 6 months	6 months - 1 year	1 - 2 years	2 - 3 years	More than 3 years	
Billed receivables:							
Undisputed receivables:							
(a) Considered good	818.54	766.02	82.51	15.58	7.51	2.05	1,692.21
(b) Considered doubtful	0.41	20.72	14.88	14.06	6.78	1.85	58.70
Disputed receivables:							
(a) Considered good							
(b) Considered doubtful							
<b>Total</b>	<b>818.95</b>	<b>786.74</b>	<b>97.39</b>	<b>29.64</b>	<b>14.29</b>	<b>3.90</b>	<b>1,750.91</b>
<b>Less: Loss allowance</b>							<b>(14.79)</b>
<b>Total</b>	<b>818.95</b>	<b>786.74</b>	<b>97.39</b>	<b>29.64</b>	<b>14.29</b>	<b>3.90</b>	<b>1,736.12</b>

As at March 31, 2024

Particulars	Outstanding for following periods from due date of payment / date of transaction						Total
	Not due	Less than 6 months	6 months - 1 year	1 - 2 years	2 - 3 years	More than 3 years	
Billed receivables:							
Undisputed receivables:							
(a) Considered good	575.69	496.01	31.89	26.36	0.65	3.57	1,134.17
(b) Considered doubtful	0.29	13.95	2.54	19.14	0.76	0.34	37.02
Disputed receivables:							
(a) Considered good	-	-	-	-	-	-	-
(b) Considered doubtful	-	-	-	-	-	-	-
<b>Total</b>	<b>575.98</b>	<b>509.96</b>	<b>34.43</b>	<b>45.50</b>	<b>1.41</b>	<b>3.91</b>	<b>1,171.19</b>
<b>Less: Loss allowance</b>							<b>(35.85)</b>
<b>Total</b>	<b>575.98</b>	<b>509.96</b>	<b>34.43</b>	<b>45.50</b>	<b>1.41</b>	<b>3.91</b>	<b>1,135.34</b>

As at March 31, 2025      As at March 31, 2024

11 Cash and cash equivalents

Balances with banks	0.01	0.02
- EEFC accounts	0.58	0.06
- Current account	10.00	8.63
- Bank deposits with original maturity of less than 3 months*	0.11	0.16
Cash on hand	10.70	8.86

\*Includes interest accrued on deposit of Rs- 0.002 millions (March 31, 2024 - 0.574)

12 Bank balance other than cash and cash equivalents

Other bank balances	11.34	111.01
Deposits with maturity for more than 3 months but less than 12 months(Refer note below)	11.34	111.01

Note

- Includes interest accrued on deposits of Rs- 0.258 millions (March 31, 2024- Rs- 0.111 millions)
- The deposit amount of Rs. 11.08 millions (March 31, 2024 - Rs 118.96 millions) has been Liened against the bank guarantee

13 Current tax asset (Net)

Advance tax (net of provision for income tax)	0.00	1.18
	-	1.18

14 Other assets

Prepaid expenses	6.91	2.44
Balances with statutory / government authorities	134.48	69.84
Advance to suppliers	331.50	72.81
Unbilled revenue	42.73	18.09
	515.62	163.18

Note

Advance to suppliers includes advances to related parties. For details, refer Note No. 42



	No of Shares*	Amount
<b>15 Share Capital</b>		
<b>Authorised share capital</b>		
<i>Equity shares of Rs. 100 each</i>		
As at April 1, 2023	4,99,000	49.90
Increase during the year 2023-24	-	-
As at March 31, 2024	<b>4,99,000</b>	<b>49.90</b>
Increase during the year 2024-25	10,01,000	100.10
As at March 31, 2025	<b>15,00,000</b>	<b>150.00</b>
<b>Issued, subscribed and fully paid-up shares</b>		
<i>Equity shares of Rs.100 each</i>		
As at April 1, 2023	4,95,000	49.50
Shares issued during the year 2023-24	-	-
Shares issued during the year 2024-25	-	-
As at March 31, 2025	<b>4,95,000</b>	<b>49.50</b>

The Company has only one class of shares referred to as equity shares with a par value of Rs 100. The voting rights on equity shares is restricted to only one vote per share.

\*The number of shares are given in absolute number

**(a) Reconciliation of the shares outstanding at the beginning and end of the reporting year**

	As at March 31, 2025		As at March 31, 2024	
	No of Shares*	Amount	No of Shares*	Amount
<b>Equity shares</b>				
At the beginning of the year	4,95,000	49.50	4,95,000	49.50
Issued during the year	-	-	-	-
Bought back during the year	-	-	-	-
Outstanding at the end of the year	<b>4,95,000</b>	<b>49.50</b>	<b>4,95,000</b>	<b>49.50</b>

\*The number of shares are given in absolute number

**b) Rights, preferences and restrictions attached to equity shares:**

The Company has a single class of equity share having par value of Rs. 100 each. Accordingly, all equity shares rank equally with regard to dividend. Each holder of equity share is entitled to receive dividend as declared from time to time. The dividend proposed by the board of directors is subject to the approval of shareholders in the ensuing Annual General Meeting, except in the case of interim dividend. The voting rights of an equity shareholder are in proportion to their share of the paid-up equity capital of the company. In the event of liquidation, the equity shareholders are eligible to receive the remaining assets of the Company after distribution of all preferential amounts in proportion to their shareholding

**(c) Shares held by holding/ ultimate holding Company : Nil**

**(d) The details of shareholders holding more than 5% equity shares is set below:**

Particulars	As at March 31, 2025			As at March 31, 2024		
	% holding	No of Shares*	% change during the year	% holding	No of Shares*	% change during the year
Shivanand M. Mahashetti	30%	1,48,500	-	30%	1,48,500	-
Maresh B. Bellad	30%	1,48,500	-	30%	1,48,500	-
Anita M. Bellad	20%	99,000	-	20%	99,000	-
Rajeshwari S. Mahashetti	20%	99,000	-	20%	99,000	-
<b>Total</b>	<b>100%</b>	<b>4,95,000</b>	<b>-</b>	<b>100%</b>	<b>4,95,000</b>	<b>-</b>

\*The number of shares are given in absolute number

**(e) Details of promoters holding shares in the Company:**

Particulars	As at March 31, 2025			As at March 31, 2024		
	% holding	No of Shares*	% change during the year	% holding	No of Shares*	% change during the year
Shivanand M. Mahashetti	30%	1,48,500	-	30%	1,48,500	-
Maresh B. Bellad	30%	1,48,500	-	30%	1,48,500	-
Anita M. Bellad	20%	99,000	-	20%	99,000	-
Rajeshwari S. Mahashetti	20%	99,000	-	20%	99,000	-
<b>Total</b>	<b>100%</b>	<b>4,95,000</b>	<b>-</b>	<b>100%</b>	<b>4,95,000</b>	<b>-</b>

\*The number of shares are given in absolute number

As per records of the Company, including its register of shareholders/members and other declaration received from shareholders regarding beneficial interest, the above shareholding represent both legal and beneficial ownership of shares.

**(f) Aggregate number of shares issued for consideration other than cash during the period of five years immediately preceding the reporting date:**

The Company has not allotted any fully paid up equity shares by way of bonus shares nor has bought back any class of equity shares during the period of five years immediately preceding the balance sheet date nor has issued shares for consideration other than cash.

**16 Other equity**

	As at March 31, 2025			As at March 31, 2024		
	General reserve	Retained earnings	Total	General reserve	Retained earnings	Total
Balance at the beginning of the year	30.99	975.52	1,006.51	30.99	766.14	797.13
Add: Profit for the year	-	338.88	338.88	-	212.99	212.99
Add: OCI recognised directly in retained earnings	-	(3.99)	(3.99)	-	(3.61)	(3.61)
<b>Balance at the end of the year</b>	<b>30.99</b>	<b>1,310.41</b>	<b>1,341.40</b>	<b>30.99</b>	<b>975.52</b>	<b>1,006.51</b>

**General reserve**

General reserve represents appropriation of profit.

**Retained earnings**

Retained earnings comprises of prior and current year's undistributed earnings after tax.



Online Instruments (India) Private Limited

Notes to financial statements

(All amounts in Indian rupees in Millions, unless otherwise stated)

	As at March 31, 2025	As at March 31, 2024
<b>Financial liabilities</b>		
<b>17 Borrowings</b>		
<b>Non-current</b>		
<i>Secured*</i>		
<b>From Banks</b>		
Term loan	411.60	239.76
Less: Current maturities of loan	(60.21)	(43.05)
	<u>351.39</u>	<u>196.71</u>
<b>Current</b>		
<b>From Banks</b>		
Cash credit facility	0.56	113.68
Current maturities of loan	60.21	43.05
	<u>60.77</u>	<u>156.73</u>

**Terms:**

**Non-current borrowings**

Secured borrowings	Interest rate	Repayment details	Security
HDFC Term loan	8.92% (Linked to repo: 6.25 + Spread: 2.67) (FY 23-24: 8.86%)	Monthly instalment ranges from Rs. 3.56 millions to Rs. 3.62 millions (FY 23-24: Rs. 16.73 millions). As at the reporting date, 64 EMI (FY 23-24 - 76 EMI) are due.	Commercial Property, Industrial Property, Industrial Vacant Land and personal guarantee of Directors
HDFC Term loan	8.92% (Linked to repo: 6.25 + Spread: 2.67) (FY 23-24: 9.00%)	Monthly instalment ranges from Rs. 0.26 millions to Rs. 3.35 millions (FY 23-24: Nil). As at the reporting date, 67 EMI (FY 23-24: 79 EMI) are due.	Commercial Property, Industrial Property, Industrial Vacant Land and personal guarantee of Directors
SBI Term Loan	9.45% (MCLR: 8.55 + Spread: 0.90) (FY 23-24: 9.45%)	53 equal monthly instalments of Rs. 0.29 millions and 1 monthly instalment of Rs. 0.27 millions (FY 23-24: Nil). As at the reporting date, 47 EMI (FY 23-24: 54 EMI) are due.	Plant & Machinery and personal guarantee of Directors
HDFC Car loan	8.80% (FY 23-24: Nil)	60 equal monthly instalments of Rs. 0.08 millions (FY 23-24: Nil). As at the reporting date, 59 EMI (FY 23-24: Nil) are due.	Vehicle
HDFC Car loan	7.50% (FY 23-24: 7.50%)	Equal Monthly instalment of Rs. 0.03 millions (FY 23-24: Rs. 0.31 millions). As at the reporting date, no EMI (FY 23-24: 12 EMI) are due.	Vehicle
HDFC Housing loan	8.75% (FY 23-24: Nil)	9 equal monthly instalment of Rs. 0.34 millions and 166 monthly instalment of Rs. 0.35 millions (FY 23-24: Nil). As at the reporting date, 164 EMI (FY 23-24: Nil) are due.	Hypothecation of property purchased

**Current borrowings**

Secured borrowings	Interest rate	Repayment details	Security
Cash credit**	8.86% Linked to repo: 6.25 + Spread: 2.61 (FY 23-24: 6m MCLR+2.15%)	On demand	Inventories, receivables and personal guarantee of Directors

Overall limit of withdrawal of cash credit facility Rs. 3,10,00 millions (FY 23-24: 2,10,00 millions)

\*There is no default in the repayment of interest or principal.

\*\* In addition of primary security, two immovable properties belonging to directors have been given as collateral security.

**18 Lease liability**

**Carried at amortized cost**

**Non-current**

Lease liability

39.01      23.10

**Total non-current lease liabilities**

39.01      23.10

**Current**

Lease liability

11.27      12.27

**Total current lease liabilities**

11.27      12.27

Refer note 45 for detailed note on Ind AS 116: Leases

**19 Other non-current financial liabilities**

Payable for capital expenditure

18.62      19.04

18.62      19.04

**20 Provisions**

**Non-current**

Provision for employee benefits

Gratuity (note 39)

43.10      33.43

Leave encashment (note 39)

8.90      8.20

52.00      41.63

**Current**

Provision for employee benefits


Gratuity (note 39)

9.22      8.62

Leave encashment (note 39)

1.36      1.32

10.58      9.94



Online Instruments (India) Private Limited

Notes to financial statements

(All amounts in Indian rupees in Millions, unless otherwise stated)

	As at March 31, 2025	As at March 31, 2024
Provision for others		
Warranty	6.66	4.48
Sales return	9.99	6.50
	<u>16.65</u>	<u>10.98</u>

The following table summarises the movement in provision for warranty and sales return:

	Warranty		Sales return	
	March 31, 2025	March 31, 2024	March 31, 2025	March 31, 2024
Opening balance	4.48	2.97	6.50	3.32
Additions	2.18	1.51	3.48	3.18
Utilised / Reversed	-	-	-	-
Closing balance	<u>6.66</u>	<u>4.48</u>	<u>9.98</u>	<u>6.50</u>

21 Trade payables

(Carried at amortised cost)

Dues of micro enterprises and small enterprises	40.25	66.68
Dues of creditors other than micro enterprises and small enterprises	1235.04	492.23
	<u>1,275.29</u>	<u>558.91</u>

Terms and conditions of above payables:

- Trade payables are non-interest bearing and are normally settled within 45 days.
- Disclosure relating to creditors registered under MSMED Act are based on the information available with the Company.
- For explanation of the Company's risk management processes, refer note 46.
- For related party transactions, refer note 42

Ageing Details For Trade Payables

As at March 31, 2025

Particulars	Outstanding for following periods from due date of payment / date of transaction						Total
	Not due	Less than 6 months	6 months - 1 year	1 - 2 years	2 - 3 years	More than 3 years	
Billed dues:							
Undisputed dues:							
(a) MSME	26.18	14.07	-	-	-	-	40.25
(b) Others	476.81	649.83	48.37	4.59	23.29	4.30	1,207.19
Disputed dues:							
(a) MSME	-	-	-	-	-	-	-
(b) Others	-	-	-	-	-	-	-
Unbilled dues	27.85	-	-	-	-	-	27.85
<b>Total</b>	<b>530.84</b>	<b>663.90</b>	<b>48.37</b>	<b>4.59</b>	<b>23.29</b>	<b>4.30</b>	<b>1,275.29</b>

As at March 31, 2024

Particulars	Outstanding for following periods from due date of payment / date of transaction						Total
	Not due	Less than 6 months	6 months - 1 year	1 - 2 years	2 - 3 years	More than 3 years	
Billed dues:							
Undisputed dues:							
(a) MSME	66.60	-	0.08	-	-	-	66.68
(b) Others	352.15	106.12	3.46	24.05	1.10	3.80	490.68
Disputed dues:							
(a) MSME	-	-	-	-	-	-	-
(b) Others	-	-	-	-	-	-	-
Unbilled dues	1.56	-	-	-	-	-	1.56
<b>Total</b>	<b>420.31</b>	<b>106.12</b>	<b>3.54</b>	<b>24.05</b>	<b>1.10</b>	<b>3.80</b>	<b>558.92</b>

22 Other financial liabilities

Current

Employee related payables	57.04	66.16
Interest accrued but not due	2.14	1.25
	<u>59.18</u>	<u>67.41</u>

23 Other liabilities

Statutory liabilities	14.85	12.49
Advance received from customers	318.84	1.99
Deferred revenue	9.53	5.75
Interest payable to micro enterprises and small enterprises	1.13	1.13
	<u>344.35</u>	<u>21.36</u>

Note: Advance received from customers includes advances from related parties. For details refer note no 42

24 Current tax liabilities

Provision for income tax (net of advance tax and TDS)	6.89	25.52
	<u>6.89</u>	<u>25.52</u>



**Online Instruments (India) Private Limited**  
**Notes to financial statements**  
**(All amounts in Indian rupees in Millions, unless otherwise stated)**

	Note	For the year ended March 31, 2025	For the year ended March 31, 2024
<b>25 Revenue from operations</b>			
<b>Sale of products</b>			
Traded goods			
Exports		76.02	44.20
Deemed export		1,385.77	715.56
Domestic		2,893.76	2,491.42
		<u>4,355.55</u>	<u>3,251.18</u>
Manufactured goods			
Exports		10.45	-
Deemed export		-	-
Domestic		408.92	-
		<u>419.37</u>	<u>-</u>
<b>Other operating revenues</b>			
Service charges		443.69	263.27
Freight charges		18.54	10.64
		<u>462.23</u>	<u>273.91</u>
		<u>5,237.15</u>	<u>3,525.09</u>
<b>25.1 Disaggregated revenue information</b>			
<b>Timing of revenue recognition</b>			
At a point in time		4,793.46	3,261.82
Over time		443.69	263.27
<b>Total revenue from contracts with customers</b>		<u>5,237.15</u>	<u>3,525.09</u>
<b>Contract Balance</b>			
Trade receivables		1,692.21	1,134
Contract Assets		42.73	18.09
Contract Liabilities		328.37	7.74
<b>26 Other income</b>			
Interest income			
- Bank deposits		2.11	3.51
- Interest on Income tax refund		-	0.06
- Interest on financial assets measured at amortized cost		2.21	2.01
Non-operating income			
Exchange differences (net)		11.51	5.68
Profit on lease modification		0.20	-
Profit on lease termination		1.84	-
Export incentives		-	0.39
Credit balances written back		2.70	0.73
Net gain on sale of investments		1.81	-
Profit on sale of fixed asset		0.41	-
Other Income		3.08	-
		<u>25.87</u>	<u>12.38</u>
<b>27 Cost of material consumed</b>			
Opening stock of raw materials		-	-
Add: Purchases		485.74	-
Freight inwards		-	-
Less: Closing stock of raw materials		(121.69)	-
<b>Cost of materials consumed</b>		<u>364.05</u>	<u>-</u>
<b>28 Purchases of stock in trade</b>			
Purchases during the year		3,588.18	2,594.31
		<u>3,588.18</u>	<u>2,594.31</u>
<b>29 Changes in inventories of finished goods, work in progress and stock in trade</b>			
Opening Stock			
Finished goods		-	-
Work in progress		-	-
Stock in trade		246.97	295.32
		<u>246.97</u>	<u>295.32</u>
Closing Stock			
Finished goods		0.65	-
Work in progress		-	-
Stock in trade		261.83	246.97
		<u>262.48</u>	<u>246.97</u>
		<u>(15.51)</u>	<u>48.35</u>



**Online Instruments (India) Private Limited**  
**Notes to financial statements**  
**(All amounts in Indian rupees in Millions, unless otherwise stated)**

	Note	For the year ended March 31, 2025	For the year ended March 31, 2024
<b>30 Employee benefits expense</b>			
Salaries, wages and bonus		348.43	267.49
Directors' remuneration		60.00	60.00
Contribution to provident and other fund		14.09	11.60
Gratuity and leave encashment expense		8.74	11.75
Staff welfare expenses		10.41	6.16
		<u>441.67</u>	<u>357.00</u>
<b>31 Finance costs</b>			
Interest			
On bank loans		19.50	5.83
On others		0.16	0.25
Interest on income tax		0.97	2.96
Interest expense on lease liability		3.06	3.88
Other borrowing costs		1.75	-
		<u>25.44</u>	<u>12.92</u>
<b>32 Depreciation and amortisation expense</b>			
Depreciation of property, plant and equipment	3(a)	41.19	4.42
Amortisation of intangible assets	4(a)	0.91	0.46
Depreciation of Right to use asset	3(b)	24.49	24.23
		<u>66.59</u>	<u>29.11</u>
<b>33 Other expenses</b>			
Service installation charges		52.01	32.67
Rent			
- For premises		2.50	3.67
- For equipments		0.99	1.05
Rates and taxes		7.66	1.73
Insurance		8.24	4.97
Repairs			
- on building		4.58	2.85
- on others		5.76	4.36
Freight outwards		6.40	8.30
Commission		45.29	26.86
Travelling and conveyance		48.79	29.81
Telephone and internet costs		3.42	2.67
Business promotion and advertisement expenses		24.71	21.81
Professional fees		66.13	40.71
Water and electricity charges		3.12	2.11
Office expenses		2.91	1.31
Bad debts written off		-	2.25
Allowances made for trade receivables		25.29	11.25
Provision for warranty		2.16	1.51
Loss on disposal of asset		-	0.59
Impairment loss on investment		-	0.37
CSR expenditure (Refer Note 36)		3.60	2.05
Donation		1.08	-
Miscellaneous expenses#		7.89	6.33
		<u>322.53</u>	<u>209.23</u>
# Miscellaneous expenses represents aggregate of various expenses which are less than 1% of turnover			
<b>34 Payment to auditor</b>			
For Statutory and tax audit		1.40	1.40
For other services		2.88	0.43
		<u>4.28</u>	<u>1.83</u>
<b>35 Income tax</b>			
The major components of income tax expense for the years ended March 31, 2025 and March 31, 2024 are:			
<b>Profit or loss section:</b>			
<b>Current tax:</b>			
Current income tax charge		134.25	80.27
Adjustment in respect of current income tax of previous years		(0.44)	0.73
<b>Deferred tax:</b>			
Relating to origination/ reversal of temporary differences			
> Decrease/(increase) in deferred tax assets recognized		(2.62)	(7.44)
		<u>131.19</u>	<u>73.56</u>



**Online Instruments (India) Private Limited**  
**Notes to financial statements**  
**(All amounts in Indian rupees in Millions, unless otherwise stated)**

Note	For the year ended March 31, 2025	For the year ended March 31, 2024
<b>OCI section:</b>		
<b>Deferred tax related to items recognised in OCI during the year:</b>		
Income tax charge/(credit) relating to		
Net changes in Fair value of Investments	(0.22)	-
Re-measurement gains/losses on defined benefit plans	(1.13)	(1.21)
<b>Income tax charged to OCI</b>	<b>(1.35)</b>	<b>(1.21)</b>
<b>Reconciliation of tax expense and the accounting profit multiplied by India's tax rate</b>		
<b>Accounting profit before income tax</b>	<b>470.07</b>	<b>286.55</b>
Effective tax rate in India	25.17%	25.17%
<b>Tax on accounting profit at statutory income tax rate</b>	<b>118.31</b>	<b>72.12</b>
<b>Reconciliation of tax expense and tax based on accounting profit:</b>		
Deferred tax not recognized on current year's non deductible expenses	1.49	1.38
Tax related to prior years	(0.44)	0.73
Other adjustments	11.82	(0.63)
<b>Income tax expense</b>	<b>131.19</b>	<b>73.60</b>
<b>Deferred tax</b>		
Origination and reversal of temporary difference	(2.62)	(7.44)
	<b>(2.62)</b>	<b>(7.44)</b>
<b>Amount recognised in the other comprehensive income</b>		
Arising on income and expenses reclassified in other comprehensive income:		
Remeasurement of the defined benefit plan	(1.13)	(1.21)
	<b>(1.13)</b>	<b>(1.21)</b>

**36 Details of CSR expenditure**

**Details of Corporate social responsibility activities**

As per Section 135 of the Companies Act, 2013, a Company, meeting the applicability threshold, needs to spend at least 2% of its average net profit for the immediately preceding three financial years on corporate social responsibility (CSR) activities. The areas for CSR activities are promoting digitalisation of education in rural areas. The details of funds primarily utilized through the year on these activities which are specified in Schedule VII of the Companies Act, 2013 are as follows:

The gross amount required to be spent by the company during the FY 2024-25 is Rs. 3.61 millions

Particulars	In Cash/Bank	Yet to be paid in Cash/Bank
i) Construction/acquisition of any asset	-	-
ii) On purpose other than (i) above	3.60	-

Particulars	Amount
i) Two percentage of average net profit of the company as per section 135(5)	3.61
ii) Amount available for set-off for FY 2024-25	0.02
iii) CSR obligation for the FY 2024-25 [(i)-(ii)] (Net)	3.59
iv) Total amount spent for the Financial Year	3.60
v) Excess amount spent for the financial year	0.01
vi) Surplus arising out of the CSR projects or programmes or activities of the previous financial years, if any	0.00
vii) Amount available for set off in succeeding financial years [(vi) + (iv) - (iii)]	0.01



**Online Instruments (India) Private Limited**

**Notes to financial statements**

(All amounts in Indian rupees in Millions, unless otherwise stated)

As per Section 135 of the Companies Act, 2013, a Company, meeting the applicability threshold, needs to spend at least 2% of its average net profit for the immediately preceding three financial years on corporate social responsibility (CSR) activities. The areas for CSR activities are promoting digitalisation of education in rural areas. The details of funds primarily utilized through the year on these activities which are specified in Schedule VII of the Companies Act, 2013 are as follows:

The gross amount required to be spent by the company during the FY 2023-24 is Rs.2.04 millions

Particulars	In cash/Bank	Yet to be paid in cash/Bank	Total
i) Construction/acquisition of any asset	-	-	-
ii) On purpose other than (i) above	2.05	-	2.05

Particulars	Amount
i) Two percentage of average net profit of the company as per section 135(5)	2.04
ii) Amount available for set-off for FY 2023-24	0.02
iii) CSR obligation for the FY 2023-24 [(i)-(ii)] (Net)	2.03
iv) Total amount spent for the Financial Year	2.05
v) Excess amount spent for the financial year	0.02
vi) Surplus arising out of the CSR projects or programmes or activities of the previous financial years, if any	-
vii) Amount available for set off in succeeding financial years [(vi) + (iv) - (iii)]	0.02

**37 Components of Other Comprehensive Income (OCI)**

The disaggregation of changes to OCI by type of reserve in equity is shown below:

**During the year ended March 31, 2025**

	Retained earnings	Tax impact	Total
Items that will be reclassified subsequently to profit or loss in subsequent years:			
Net changes in Fair value of Investments	(0.86)	0.22	(0.64)
Items that will not be reclassified subsequently to profit or loss in subsequent years:			
Re-measurement gains/ (losses) on defined benefit plans	(4.48)	1.13	(3.35)
	(5.34)	1.35	(3.99)

**During the year ended March 31, 2024**

	Retained earnings	Tax impact	Total
Items that will be reclassified subsequently to profit or loss in subsequent years:			
Net changes in Fair value of Investments	-	-	-
Items that will not be reclassified subsequently to profit or loss in subsequent years:			
Re-measurement gains/ (losses) on defined benefit plans	(4.82)	1.21	(3.61)
	(4.82)	1.21	(3.61)



**38 Earnings per share ['EPS']**

Basic EPS amounts are calculated by dividing the profit for the year attributable to equity holders of the Company by the weighted average number of equity shares outstanding during the year.

Diluted EPS amounts are calculated by dividing the profit attributable to equity holders of the Company by the weighted average number of equity shares outstanding during the year plus the weighted average number of equity shares that would be issued on conversion of all the dilutive potential equity shares into equity shares.

The following reflects the income and share data used in the basic and diluted EPS computations:

	For the year ended March 31, 2025	For the year ended March 31, 2024
Profit after tax attributable to equity holders of the Company (a) (Rs. in lakhs)	338.88	212.99
Weighted average number of equity shares outstanding during the year for basic/diluted EPS (b)	4,95,000	4,95,000
Basic/diluted earnings per share (in Rs.) (a/b)	684.60	430.28



Online Instruments (India) Private Limited  
Notes to financial statements  
(All amounts in Indian rupees in Millions, unless otherwise stated)

39 Employee benefits expenses

a. Defined contribution plans

The Company has defined contribution plan in form of Provident Fund for qualifying employees. Contributions are made to provident fund for employees at the rate of 12% of basic salary as per regulations. The contributions are made to registered provident fund administered by the government. The obligation of the Company is limited to the amount contributed and it has no further contractual or constructive obligation. The expense recognised during the year towards defined contribution plan is Rs. 12.97 millions (March 31, 2024: Rs. 11.41 millions).

b. Defined benefit plans

i. Gratuity


The Company has a defined benefit gratuity plan (unfunded). The gratuity plan is governed by the Payment of Gratuity Act, 1972. Every employee who has completed five years or more of service gets a gratuity on retirement or termination at 15 days salary (last drawn salary) for each completed years of service.

These plans typically expose the Company to actuarial risks such as: longevity risk and salary risk.

Investment risk	The present value of the defined benefit plan liability is calculated using a discount rate which is determined by reference to market yields at the end of the reporting year on Government bonds. If the plan assets underperform this yield, this will create a deficit. The Company maintains plan asset through insurance company.
Interest risk	A decrease in the bond interest rate will increase the plan liability.
Longevity risk	The present value of the defined benefit plan liability is calculated by reference to the best estimate of the mortality of plan participants during their employment. An increase in the life expectancy of the plan participants will increase the plan's liability.
Salary risk	The present value of the defined benefit plan liability is calculated by reference to the future salaries of plan participants. As such, an increase in the salary of the plan participants will increase the plan's liability.

The following tables summarise the components of net benefit expense recognised in the statement of profit or loss and the amounts recognised in the balance sheet for the gratuity plan:

	For the year ended March 31, 2025	For the year ended March 31, 2024
Gratuity	52.32	42.06
Non current	43.10	33.44
Current	9.22	8.62
<i>Gratuity cost charged to profit or loss</i>		
Current service cost	4.56	3.51
Past service cost	-	-
Net interest expense	2.88	2.34
	<b>7.44</b>	<b>5.85</b>
<i>Gratuity cost charged to other comprehensive income</i>		
Actuarial (gains)/losses	4.48	4.82
	<b>4.48</b>	<b>4.82</b>
<b>Changes in the defined benefit obligation as at March 31, 2025 and March 31, 2024:</b>		
<b>Opening balance</b>	<b>42.06</b>	<b>34.11</b>
Current service cost	4.56	3.51
Past service cost	-	-
Net interest expense	2.88	2.34
<b>Total amount recognised in profit or loss</b>	<b>7.44</b>	<b>5.85</b>
<b>Benefits paid</b>	<b>(1.66)</b>	<b>(2.72)</b>
<b>Remeasurement (gains)/losses in other comprehensive income</b>		
Actuarial changes arising from changes in financial assumptions	1.74	0.39
Experience adjustments	2.74	4.43
<b>Total amount recognised in OCI</b>	<b>4.48</b>	<b>4.82</b>
<b>Closing balance</b>	<b>52.32</b>	<b>42.06</b>



Online Instruments (India) Private Limited  
Notes to financial statements  
(All amounts in Indian rupees in Millions, unless otherwise stated)

	As at March 31, 2025	As at March 31, 2024
Discount rate	6.38%	6.98%
Future salary increases	11.00%	11.00%
Employee turnover	4%-19%	4%-19%
Retirement age	58 years	58 years

A quantitative sensitivity analysis for significant assumption is as shown below:

Sensitivity level	Impact on defined benefit obligation	
<i>Discount Rate</i>		
1% increase	49.46	39.89
1% decrease	55.55	44.51
<i>Salary escalation rate</i>		
1% increase	54.50	43.74
1% decrease	50.24	40.48
<i>Attrition rate</i>		
25% increase	50.56	40.99
25% decrease	54.79	43.55

The sensitivity analyses above have been determined based on a method that extrapolates the impact on defined benefit obligation as a result of reasonable changes in key assumptions occurring at the end of the reporting period.

The estimate of future salary increases considered in actuarial valuation takes into account inflation, seniority, promotion and other relevant factors such as supply and demand in the employment market.

These sensitivities have been calculated to show the movement in defined benefit obligation in isolation and assuming there are no other changes in market conditions at the accounting date. There have been no changes from the previous periods in the methods and assumptions used in preparing the sensitivity analysis.

**The following represents maturity profile - future expected payments**

Within the next 12 months (next annual reporting period)	9.22	8.62
Between 2 and 5 years	24.50	19.32
Beyond 5 years	49.41	40.53
<b>Total expected cash flow profile (payments)</b>	<b>83.13</b>	<b>68.47</b>

The average duration of the defined benefit plan obligation at the end of the reporting period is 6.67 years (March 31, 2024 6.39 years)

ii. **Leave encashment**

The Company has a policy on compensated absences which are both accumulating and non-accumulating in nature. The expected cost of accumulating compensated absences is determined by actuarial valuation performed by an independent actuary at each Balance sheet date using projected unit credit method on the additional amount expected to be paid / availed as a result of the unused entitlement that has accumulated at the Balance sheet date.

Employee Benefit expenses for the year include Rs. 1.39 millions (FY 2023-24: Rs 5.55 millions) towards compensated absences.

Provision for compensated absences as on March 31, 2025 is Rs. 10.26 millions (March 31, 2024: Rs.9.51 millions).

**40 Contingent liabilities and capital commitments**

**a. Contingent liabilities**

Claims against the company not acknowledged as debt	91.07	21.33
---	-------	-------

**Customs**

A contingent liability amounting to Rs. 62.13 millions (March 31, 2024: Rs 18.21 millions) pertains to a customs duty demand raised due to the classification of goods under a different HSN code by the department. The Company has filed an appeal against this demand.

**GST:**

An appeal has been filed by the Company against a GST demand of Rs. 27.61 millions (March 31, 2024: 0.89 millions)

**TDS demand:**

As per TRACES, the outstanding TDS demand due to short deduction and interest amounts to Rs.1.33 millions (March 31, 2024: Rs. 2.23 millions).

**b. Capital commitments**

Estimated amounts of contracts remaining to be executed on capital account not provided for.	41.53	189.94
--	-------	--------

**41 Disclosures required under Section 22 of the Micro, Small and Medium Enterprises Development Act, 2006**

i. The principal amount due thereon remaining unpaid	40.25	66.68
Interest amount due and remaining unpaid	0.00	-
ii. The amount of interest paid by the buyer in terms of section 16 of the MSMED Act, 2006 along with the amount of the payment made to the supplier beyond the appointed day during each accounting year	-	-
iii. The amount of interest due and payable for the period of delay in making payment (which have been paid but beyond the appointed day during the year) but without adding the interest specified under the MSMED Act, 2006.	-	45.74
iv. The amounts of interest accrued and remaining unpaid at the end of financial year	1.13	1.13
v. The amount of further interest remaining due and payable even in the succeeding years, until such date when the interest dues as above are actually paid to the small enterprise, for the purpose of disallowance as a deductible expenditure under section 23 of the MSMED Act, 2006	-	-



**Online Instruments (India) Private Limited**  
**Notes to financial statements**  
**(All amounts in Indian rupees in Millions, unless otherwise stated)**

**42 Related Party Disclosure**

**a. List of related parties**

**i. Key managerial personnel**

Shivanand Mallappa Mahashetti	Managing Director
Rajeshwari Shivanand Mahashetti	Whole Time Director
Mahesh Basalingappa Bellad	Whole Time Director
Anita Mahesh Bellad	Whole Time Director

**ii. Subsidiary Companies**

Online Instruments DWC-LLC  
Online Instrument Singapore PTE LTD  
Online Instruments Inc \*

\* The subsidiary is dissolved w.e.f. April 10, 2023.

**iii. Fellow Subsidiary Companies**

Online Instruments (Malaysia) Sdn. Bhd

**iv. Entities controlled by key managerial personnel**

Mahabell Industries India Private Limited  
Mars Teletech (Singapore) Pte Limited  
Online Instruments Technologies LLC

**v. Relatives of Key managerial personnel**

Suhas Shivanand Mahashetti  
Srinidhi Shivanand Mahashetti

**vi. Entities controlled by relatives of key managerial personnel**

Prime Sales Corporation

**b. Transactions with related parties**

**Nature of transaction**

**Purchases**

	<u>For the year ended</u> <u>March 31, 2025</u>	<u>For the year ended</u> <u>March 31, 2024</u>
Mahabell Industries India Private Limited	228.83	173.36
Mars Teletech (Singapore) Pte Limited	38.51	15.96
Prime Sales Corporation	18.63	20.85

**Sales**

Mahabell Industries India Private Limited	15.64	11.44
Mars Teletech (Singapore) Pte Limited	-	0.22
Online Instruments DWC-LLC	25.06	3.28
Online Instruments Technologies LLC	44.87	31.28
Online Instrument Singapore PTE LTD	0.10	2.48
Prime Sales Corporation	9.86	3.80

**Rent expense**

Shivanand Mallappa Mahashetti	2.87	2.87
Rajeshwari Shivanand Mahashetti	1.92	1.92
Mahesh Basalingappa Bellad	2.87	2.87
Anita Mahesh Bellad	1.92	1.92
Mahabell Industries India Private Limited	-	0.40

**Gratuity provision transfer ( Net )**

Mahabell Industries India Private Limited	-	0.08
---	---	------

**c. Remuneration to key management personnel of the Company:**

Shivanand Mallappa Mahashetti	12.85	14.64
Rajeshwari Shivanand Mahashetti	17.15	15.36
Mahesh Basalingappa Bellad	12.85	14.64
Anita Mahesh Bellad	17.15	15.36

**Perquisites to key management personnel of the Company:**

Mahesh Basalingappa Bellad	-	0.08
----------------------------	---	------

**Salary to the relatives of key management personnel of the company:**

Srinidhi Shivanand Mahashetti	0.35	-
Suhas Shivanand Mahashetti	0.60	-

The amount disclosed in the table is the amount recognised as an expense during the reporting period related to key management personnel. Remuneration paid to KMP excludes provision for retirement benefits as the liability for retirement benefits is provided on actuarial basis for the Company as a whole, the amount pertaining to the key management personnel is not disclosed separately.



d. Details of closing balances of related parties at the year end is as below:

**Nature of transaction**

**Key managerial personnel**

Security deposits	21.51	19.81
-------------------	-------	-------

**Entities controlled by key managerial personnel**

**Trade receivables**

Mars Teletech (Singapore) Pte Limited	-	0.22
Mahabell Industries India Private Limited	4.66	14.54
Online Instruments Technologies LLC	56.61	52.69
Online Instruments DWC-LLC	5.82	-
Online Instrument Singapore PTE LTD	0.10	-

**Trade payables**

Mars Teletech (Singapore) Pte Limited	-	15.96
Mahabell Industries India Private Limited	7.27	0.18
Online Instruments DWC-LLC	-	-

**Entities controlled by relatives of key managerial personnel**

**Trade receivables**

Prime Sales Corporation	0.28	-
-------------------------	------	---

**Trade payables**


Prime Sales Corporation		5.19
-------------------------	--	------

**Advance to suppliers**

Mahabell Industries India Private Limited	57.69	12.68
Online Instruments DWC-LLC	4.58	4.17

**Rent payable**

Mahesh B Bellad	0.18	0.18
Shivanand M Mahashetti	0.18	0.18
Anitha M Bellad	0.14	0.14
Rajeshwari S Mahashetti	0.14	0.14



**Online Instruments (India) Private Limited**

**Notes to financial statements**

(All amounts in Indian rupees in Millions, unless otherwise stated)

**43 Segment information**

**a) Operating Segments - Basis for Segmentation**

Operating segments are defined as components of an enterprise for which discrete financial information is available that is evaluated regularly by the chief operating decision maker (CODM), in deciding how to allocate resources and assessing performance. The Company's chief operating decision maker is the Board of Directors of the Company.

The company has identified business segments as reportable segments. The business segments comprise of:

Reportable Segments	Operations
Audio-Visual Systems Integration (AVSI)	This segment is engaged in the trading of audio-visual equipment, as well as design of integrated solutions, supply of materials, installation, programming, and service support. The company also provides managed Audio-Visual services.
Logic	This segment is engaged in the manufacturing of Interactive Displays, enabling the transformation of traditional classrooms into modern, digital learning environments. It also manufactures of AV accessories.
Others	This segment is engaged in the trading of LED lights, as well as providing installation services and trading of other displays.

**b) Information about Reportable Segments :**

Information regarding the results of each reportable segment is included below. Performance is measured based on segment profit (before tax), as included in the internal management reports that are reviewed by the Company's CODM. Segment profit is used to measure performance as management believes that such information is most relevant in evaluating the results of certain segments relative to other entities that operate within these industries.

Particulars	Year ended 31 March 2025		
	AVSI	Logic	Total
Revenue from operations	3,364.53	1,472.42	4,836.95
Segment operating profits	493.22	79.69	572.91
<b>Unallocated amounts:</b>			
Other income			426.09
Finance cost			(25.44)
Un-allocable expenses			(503.49)
<b>Profit before tax</b>			<b>470.07</b>
Income tax expense			131.19
<b>Net Profit</b>			<b>338.88</b>

Particulars	Year ended 31 March 2025		
	AVSI	Logic	Total
<b>Segment Assets</b>	1,201.37	1,452.62	2,653.99
<i>Segment assets include :</i>			
Capital expenditure incurred during the year	-	298.76	298.76
<b>Segment Liabilities</b>	781.12	786.44	1,567.56

Particulars	Year ended 31 March 2024		
	AVSI	Logic	Total
Revenue from operations	2,332.83	888.30	3,221.13
Segment operating profits	356.68	66.30	422.98
<b>Unallocated amounts:</b>			
Other income			316.29
Finance cost			(12.92)
Un-allocable expenses			(439.80)
<b>Profit before tax</b>			<b>286.55</b>
Income tax expense			73.56
<b>Net Profit</b>			<b>212.99</b>

Particulars	Year ended 31 March 2024		
	AVSI	Logic	Total
<b>Segment Assets</b>	817.21	728.82	1,546.03
<i>Segment assets include :</i>			
Capital expenditure incurred during the year	-	286.68	286.68
<b>Segment Liabilities</b>	361.90	395.19	757.09

**c) Reconciliation of Information on Reportable Segments to Ind AS Measures**

	Year ended 31 March 2025	Year ended 31 March 2024
<b>i. Revenues</b>		
Total revenue for reportable segments	4,836.95	3,221.13
<b>Total revenue from operations</b>	<b>4,836.95</b>	<b>3,221.13</b>
<b>ii. Profit Before Tax</b>		
Total profit before tax for reportable segments	572.91	422.98
Unallocated amounts	(102.84)	(136.43)
<b>Profit Before Tax</b>	<b>470.07</b>	<b>286.55</b>



## Operating Segments

	As at 31 March 2025	As at 31 March 2024
<b>iii. Assets</b>		
Total assets for reportable segments	2,653.99	1,546.03
Unallocated amounts	982.90	653.58
<b>Total Assets</b>	<b>3,636.89</b>	<b>2,199.61</b>
<b>iv. Liabilities</b>		
Total liabilities for reportable segments	1,567.56	757.09
Unallocated amounts	678.44	386.51
<b>Total Liabilities</b>	<b>2,245.99</b>	<b>1,143.60</b>

### d) Geographic information

Revenues generated from operations are from various customers within and outside of India details of which is stated below:

	For the year ended March 31, 2025	For the year ended March 31, 2024
From India	4,688.45	3,206.99
Rest of the world	86.47	44.20
	<b>4,774.92</b>	<b>3,251.19</b>

The revenue information above is based on the location of the customers.

### e) Information about major customers : Revenue from major external customers which is individually more than 10% of the entity's revenue

	For the year ended March 31, 2025	For the year ended March 31, 2024
One customer	11.51%	12.02%

### 44 Financial instruments- accounting classification and fair value measurement

The management assessed that cash and cash equivalents, trade receivables, trade payables, borrowings and other current financial liabilities approximate their carrying amounts largely due to the short-term maturities of these instruments.

The fair value of the financial assets and liabilities is included at the amount at which the instrument could be exchanged in a current transaction between willing parties, other than in a forced or liquidation sale.

Security deposits is carried at amortised cost. The fair values of the Company's security deposits are determined by using Discounted Cash Flow (DCF) method using discount rate that reflects the current lending/ borrowing rate.

#### a Financial assets and liabilities

The following table shows the carrying amounts and fair values of financial assets and financial liabilities, including their levels in the fair value hierarchy.

Particulars	As at March 31, 2025			Fair Value		
	Fair value through Profit or Loss	Fair value through Other Comprehensive Income	Amortised Cost	Total carrying value	Level	Fair Value
<b>Financial Assets:</b>						
Cash and cash equivalents	-	-	10.70	10.70		
Investments	-	83.44	23.43	106.87	Level 1 & 3	83.44
Trade receivables	-	-	1,692.21	1,692.21		
Others	-	-	37.79	37.79		
<b>Total</b>	<b>-</b>	<b>83.44</b>	<b>1,764.12</b>	<b>1,847.57</b>		
<b>Financial liabilities:</b>						
Borrowings	-	-	412.16	412.16		
Trade payables	-	-	1,275.29	1,275.29		
Other current financial liabilities	-	-	59.18	59.18		
Lease Liabilities	-	-	50.27	50.27		
<b>Total</b>	<b>-</b>	<b>-</b>	<b>1,796.90</b>	<b>1,796.90</b>		

\* The Company has not disclosed the fair values for financial instruments such as trade receivables, cash and cash equivalents, bank balances other than cash and cash equivalents, loans, borrowings, trade payables and other financial assets/liabilities listed above because their carrying amount are a reasonable approximation of their fair values.

Particulars	As at March 31, 2024			Fair Value		
	Fair value through Profit or Loss	Fair value through Other Comprehensive Income	Amortised Cost	Total carrying value	Level	Fair Value
<b>Financial Assets:</b>						
Cash and cash equivalents	-	-	8.86	8.86		
Investments	-	-	23.43	23.43	Level 3	
Trade receivables	-	-	1,134.17	1,134.17		
Others	-	-	31.61	31.61		
<b>Total</b>	<b>-</b>	<b>-</b>	<b>1,198.07</b>	<b>1,198.07</b>		
<b>Financial liabilities:</b>						
Borrowings	-	-	353.43	353.43		
Trade payables	-	-	558.91	558.91		
Other current financial liabilities	-	-	67.41	67.41		
Lease Liabilities	-	-	35.37	35.37		
<b>Total</b>	<b>-</b>	<b>-</b>	<b>1,015.12</b>	<b>1,015.12</b>		

\* The Company has not disclosed the fair values for financial instruments such as trade receivables, cash and cash equivalents, bank balances other than cash and cash equivalents, loans, borrowings, trade payables and other financial assets/liabilities listed above because their carrying amount are a reasonable approximation of their fair values.



**Fair value hierarchy**

Ind AS 113 requires disclosure of fair value measurements by level of the following fair value measurement hierarchy:

- Level 1 - Quoted prices (unadjusted) in an active market for identical assets or liabilities that the Company can assess at the measurement date.
- Level 2 - Inputs other than quoted prices included in Level 1 that are observable for the asset or liability, either directly or indirectly.
- Level 3 - Unobservable inputs for the assets or liabilities.

Fair value measurements that use inputs of different hierarchy levels are categorized in its entirety in the same level of the fair value hierarchy as the lowest level input that is significant to the entire management.

The fair value of security deposits was calculated based on DCF method using a current lending/ borrowing rate, they are classified as Level 3 in the fair value hierarchy due to inclusion of unobservable inputs including counterparty credit risk.

45

**Leases**

In the statement of profit and loss for the current year, the nature of expense for operating leases has changed from lease rent in previous periods to depreciation cost on ROU asset and finance cost for interest accrued on lease liability

In the context of initial application, the Company has exercised the option - not to apply the recognition requirement to short-term leases and to leases of low-value assets.

Set out below are the amount of right-of-use asset movement during the year:

<b>As at March 31, 2023</b>	<b>50.49</b>
Additions	5.15
Modification	-
Depreciation expense	(24.23)
<b>As at March 31, 2024</b>	<b>31.41</b>
Additions	47.49
Modification	2.06
Deletions	(6.66)
Depreciation expense	(24.49)
<b>As at March 31, 2025</b>	<b>49.81</b>

Set out below are the amount of lease liability movement during the period:

<b>As at March 31, 2023</b>	<b>53.21</b>
Additions	5.09
Modification	-
Deletions	-
Accretion of interest	3.88
Payment of interest portion of lease liability	(3.88)
Payment of principal portion of lease liability	(22.93)
<b>As at March 31, 2024</b>	<b>35.37</b>
Additions	45.75
Modification	1.82
Deletions	(8.38)
Accretion of interest	3.06
Payment of interest portion of lease liability	(3.06)
Payment of principal portion of lease liability	(24.28)
<b>As at March 31, 2025</b>	<b>50.28</b>
Current	11.27
Non-current	39.01

The following are the amount recognised in statement of profit and loss for the year ended March 31, 2025

Depreciation expense on right-of-use assets	24.49
Interest expense on lease liability	3.06
Expense relating to short-term lease included in other expense (rent)	2.50
	<b>30.05</b>

- Lease liabilities are recognised at weighted average incremental borrowing rate of 8.64% p.a.
- Lease contracts included in the above lease liability, that have not yet commenced as at March 31, 2025 - Nil
- The Company's leases mainly comprise of office and warehouse buildings.
- The Company does not face a significant liquidity risk with regard to its lease liabilities as the current assets are sufficient to meet the obligations related to the lease liabilities as and when they fall due.



**46 Financial risk management objectives and policies**

The Company's principal financial liabilities comprises borrowings, trade and other payables. The main purpose of these financial liabilities is to finance the Company's operations. The Company's principal financial assets include cash and cash equivalents, trade and other receivables that derive directly from its operations.

The Company is exposed to market risk, credit risk and liquidity risk. The Company's senior management oversees the management of these risks. The Company's senior management ensures that the Company's financial risk activities are governed by appropriate policies and procedures and that financial risks are identified, measured and managed in accordance with the Company's policies and risk objectives. The Board of Directors reviews and agrees policies for managing each of these risks, which are summarised below. There has been no change to the Company's exposure to the financial risks or the manner in which it manages and measures the risks.

**a. Market risk**

Market risk is the risk that the fair value of future cash flows of a financial instrument will fluctuate because of changes in market prices. Market risk comprises three types of risk: interest rate risk, currency risk and other price risk, such as equity price risk and commodity risk. The Company is not exposed to other price risk.

The sensitivity analyses in the following sections relate to the position as at March 31, 2025 and March 31, 2024. The analysis exclude the impact of movement in market variables on the carrying values of gratuity and other provisions.

**(i) Foreign currency risk**

Foreign currency risk is the risk that the fair value of future cash flows of an exposure will fluctuate because of changes in foreign exchange rates. The operations of the Company are carried out mainly in India. However, the Company exports goods to foreign customers and receives certain services from foreign vendors which are denominated in USD. Hence the Company is currently exposed to the currency risk arising from fluctuation of the above foreign currency and Indian rupee exchange rates. The carrying amounts of the Company's foreign currency denominated monetary assets and monetary liabilities at the end of the reporting year are as follows, which is unhedged:-

	Currency	As at March 31, 2025		As at March 31, 2024	
		Amount in foreign currency	Amount in Rs. (in Millions)	Amount in foreign currency	Amount in Rs. (in Millions)
Trade Payables	USD	64,59,052.98	552.38	10,36,583.28	86.75
Trade Receivables	USD	8,63,701.44	73.86	5,80,980.51	47.63
EEFC account	USD	137.75	0.01	232.39	0.02

**Foreign currency sensitivity**

The following table demonstrates the sensitivity to a reasonably possible change in USD exchange rates, with all other variables held constant. The impact on the Company's profit before tax is due to changes in the fair value of monetary assets and liabilities.

Change in exchange rate	Currency	Effect on profit before tax in Rs. lakhs	
		As at March 31, 2025	As at March 31, 2024
5%	USD	(23.93)	(1.96)
-5%	USD	23.93	1.96

**(ii) Interest rate risk**

Interest rate risk is the risk that the fair value or future cash flows of the Company's financial instruments will fluctuate because of changes in market interest rates. The Company does have significant debt obligations with floating interest rates, hence, is exposed to significant interest rate risk.

The sensitivity analyses have been prepared on the basis that the amount of net debt and derivatives and the proportion of financial instruments in foreign currencies are all constant and on the basis of hedge designations in place at March 31, 2025.

Increase/decrease in basis points	As at	As at
	March 31, 2025	March 31, 2024
+ 50 basis points	2.06	1.77
- 50 basis points	(2.06)	(1.77)



**Online Instruments (India) Private Limited****Notes to financial statements****(All amounts in Indian rupees in Millions, unless otherwise stated)****b. Credit risk**

Credit risk is the risk that counterparty will not meet its obligations under a financial instrument or customer contract, leading to a financial loss. The Company is exposed to credit risk from its operating (primarily trade receivables) and from its financing activities (primarily cash and cash equivalents).

The Company monitors the exposure to credit risk on an ongoing basis through ageing analysis and historical collection experience. Outstanding customer receivables are regularly monitored by the Managing director.

**i) Trade receivables**

Customer credit risk is managed by the Company subject to the Company's established policy, procedures and control relating to customer credit risk management. Outstanding customer receivables are regularly monitored. To manage this, the company periodically assesses the financial reliability of customers, taking into account the financial condition, current economic trends, and analysis of historical bad debts and ageing of account receivable. The Company creates allowance for all trade receivables based on lifetime expected credit loss model (ECL). The maximum exposure to credit risk at the reporting date is the carrying value of each class of financial assets. The Company does not hold collateral as security.

Following table indicates the ageing of trade receivables

	As at March 31, 2025	As at March 31, 2024
0 to 90 days	1,464.79	973.47
91 to 180 days	140.91	112.47
181 to 365 days	97.39	34.43
Above 365 days	47.84	50.82
	<b>1,750.93</b>	<b>1,171.19</b>

The following table summarises the change in the loss allowance measured using ECL.

Opening balance	37.01	25.76
Impairment (reversal)/ recognised	25.29	11.25
Provision utilised during the year	(3.61)	-
<b>Closing balance</b>	<b>58.69</b>	<b>37.01</b>

**ii) Other financial assets**

Other financial assets includes security deposits and deposits with banks. Credit risk in such assets is limited as the Company generally invests in deposits with banks and financial institutions with high credit ratings assigned by international and domestic credit rating agencies. The provision is recognised based on 12 month expected credit loss model. Counterparty credit risk is assessed by the company on an annual basis for determination of expected credit loss on these assets. The expected credit loss for such balances for the year ended March 31, 2025 is Nil (March 31, 2024: Nil)

**c. Liquidity risk**

Liquidity risk is the risk that the Company will encounter difficulty in meeting financial obligations due to shortage of funds. The Company's financing activities are managed centrally by maintaining an adequate level of cash and cash equivalents to finance the Company's operations. The Company has substantial trade receivable balance which is expected to be recovered within 12 months. The Company also uses cash credit and bank loans as a mode of funding. The Company manages its surplus funds centrally by placing them with reputable financial institution with high credit rating and no history of default.

The table summarises the maturity profile of the Company's financial liabilities based on contractual undiscounted payments:

	On demand	Less than 1 year	More than 1 year	Total
<b>As at March 31, 2025</b>				
Trade payables	-	1,275.29	-	1,275.29
Borrowings	0.56	60.21	351.39	412.16
Other financial liabilities	-	59.18	-	59.18
Lease liabilities	-	11.27	39.01	50.28
<b>As at March 31, 2024</b>				
Trade payables	-	558.91	-	558.91
Borrowings	113.68	43.05	196.71	353.44
Other financial liabilities	-	67.41	-	67.41
Lease liabilities	-	12.27	23.10	35.37



**Online Instruments (India) Private Limited**

**Notes to financial statements**

(All amounts in Indian rupees in Millions, unless otherwise stated)

**47 Contract balances**

	As at March 31, 2025	As at March 31, 2024	As at March 31, 2023
Trade receivables	1,692.21	1,134.17	1,037.97
Contract asset - unbilled revenue	42.73	18.09	7.97
Contract liabilities - deferred revenue and advance received from customers	328.37	7.74	19.47

Trade receivables are generally on credit terms of up to 60 days.

Contract assets are initially recognised for revenue earned from annual maintenance service where the billing is done subsequent to completion of service.

The amounts recognised as contract assets are reclassified to trade receivables upon billing.

Contract liabilities include advances received from customers. There is no significant change in advance received from customers.

	For the year ended March 31, 2025	For the year ended March 31, 2024
Revenue recognised in the reporting period that was included in the contract liability balance at the beginning of the period	5.75	6.19
Revenue recognised in the reporting period from performance obligations satisfied in previous period	Ni	Ni

**48 Capital management**

For the purpose of the Company's capital management, capital includes issued equity capital and all other equity reserves attributable to the equity shareholders of the Company.

The Company's capital management objective is to ensure that it maintains a healthy capital ratio. The Company manages its capital structure and makes adjustments to it, in light of changes in economic conditions. To maintain or adjust the capital structure, the Company may adjust the dividend payment to shareholders, return capital or issue new shares. No changes were made in the objectives, policies or processes for managing capital during the period ended March 31, 2025 and March 31, 2024.

The Company monitors capital using the net assets of the Company, which are total assets less total liabilities. The net assets of the Company as at March 31, 2025 is Rs. 1,392.68 millions ( March 31, 2024 is Rs. 1,056.01 millions).

The Company manages its capital structure and makes adjustments in light of changes in economic conditions and the requirements of the financial covenants. To maintain or adjust the capital structure, the Company may adjust the dividend payment to shareholders, return capital to shareholders or issue new shares. The Company monitors capital using a gearing ratio, which is net debt divided by total capital plus net debt. The Company's policy is to keep the gearing ratio minimal. The Company includes within net debt, interest bearing loans and borrowings, trade and other payables, and other financial liabilities, less cash and cash equivalents.

	As at March 31, 2025	As at March 31, 2024
Borrowings (Note 17)	412.16	353.43
Less: Cash and cash equivalents (Note 11)	(10.70)	(8.86)
Net debt	<b>401.46</b>	<b>344.57</b>
Total capital (Note 15 and 16)	1,390.90	1,056.01
Capital and net debt	<b>1,792.35</b>	<b>1,400.58</b>
Gearing ratio	<b>22.40%</b>	<b>24.60%</b>

**49 Transfer pricing**

The Company has established a comprehensive system of maintenance of information and documents as required by the transfer pricing legislation under sections 92-92F of the Income-tax Act, 1961. Since the law required existence of such information and documentation to be contemporaneous in nature, the Company is in the process of updating the documentation for the international transactions entered into with the associated enterprise during the period and expects such records to be in existence latest by the date as required by law. The management is of the opinion that its international transactions are at arm's length so that the aforesaid legislation will not have any impact on the financial statements, particularly on the amount of tax expenses and that of provision for tax.



50

**(i) Details of Benami property held**

There are no proceedings that have been initiated or pending against the Company for holding benami property under the Benami Transactions (Prohibitions) Act, 1988 during FY 2024-25 and FY 2023-24.

**ii) Relationship with struck off companies**

There are no transactions with companies struck off under Section 248 of Companies Act, 2013 or Section 560 of the Companies Act, 1956 during FY 2024-25 and FY 2023-24.

**iii) Details of security of current assets against borrowings**

The Company has filed statements of current assets with banks in respect of borrowings. The details of the same are as under:

Name of the bank	Quarter	Particulars of securities provided	Amount as per books of account	Amount as reported in the quarterly return / statement	Amount of difference	Reason for discrepancies
HDFC Bank	June 2024	Inventory	361.32	324.27	37.05	Information provided from provisional and incomplete records
		Book debts	1,209.83	1,297.93	(88.10)	
HDFC Bank	September 2024	Inventory	350.59	290.14	60.45	
		Book debts	1,444.11	1,510.76	(66.65)	
HDFC Bank	December 2024	Inventory	529.60	417.55	112.05	
		Book debts	1,348.31	1,310.54	37.77	
HDFC Bank	March 2025	Inventory	360.13	401.22	(41.10)	
		Book debts	1,750.90	1,441.55	309.35	

**iv) Details of utilisation of borrowings**

The Company has used the borrowings from banks for the specific purpose for which it was taken during FY 2024-25 and FY 2023-24.

**v) Details of Title deeds of immovable property not held in the name of the Company**

The title deed of all the immovable properties are held in the name of the company during the FY 2024-25 and FY 2023-24

**vi) Details of undisclosed income**

The company does not have any transactions which are not recorded in the books of accounts that has been surrendered or disclosed as income during the year in the tax assessments under the Income-tax Act, 1961 during FY 2024-25 and FY 2023-24.

**vii) Details of crypto currency or virtual currency**

The company has not traded or invested in any crypto currency or virtual currency during FY 2024-25 and FY 2023-24.

**viii) Wilful Defaulter**

The Company has not been declared as wilful defaulter by any bank or financial institution or any other lender during FY 2024-25 and FY 2023-24.

**ix) Details of charges or satisfaction yet to be registered with Registrar of companies**

There are no pending charges or satisfaction yet to be registered with Registrar of Companies during FY 2024-25.

**x) Details of compliance with number of layers of companies**

The Company has complied with the number of layers prescribed under clause (87) of the Section 2 of the Companies Act read with Companies (Restriction on number of Layers) Rules, 2017 during FY 2024-25 and FY 2023-24.

**xi) Compliance with approved scheme(s) or arrangements**

There are no approved schemes or arrangements which has been approved by the Competent Authority in terms of sections 230 to 237 of the Companies Act, 2013 during FY 2024-25 and FY 2023-24.

**51 Details of utilisation of borrowed funds and share premium**

The company has not advanced or loaned or invested to any other persons out of the borrowed funds during FY 2024-25 and FY 2023-24.




52 Analytical Ratios

Ratio	Description of numerator	Description of denominator	Ratio 31.03.2025	Ratio 31.03.2024	Variance	Reasons for variance
(a) Current ratio	Current assets	Current liabilities	1.52	1.94	-21.55%	Debt service coverage ratio is increased due to increase in earnings available for debt service and decrease in debt service.
(b) Debt-equity ratio	Total debt	Shareholder's Funds	0.33	0.37	-9.70%	
(c) Debt service coverage ratio	Earnings available for debt service	Debt service	6.61	1.96	236.77%	
(d) Return on equity ratio	PAT - Preference dividend	Average Equity Shareholder's Funds	27.70%	22.39%	5.31%	
(e) Inventory turnover ratio	Cost of goods sold	Average inventory	11.29	9.75	15.85%	
(f) Trade receivables turnover ratio	Credit sales	Average accounts receivable	3.69	3.24	14.12%	
(g) Trade payables turnover ratio	Credit purchases	Average accounts payable	3.91	4.50	-13.12%	
(h) Net capital turnover ratio	Revenue from operations	Net Working Capital	5.65	4.36	29.56%	
(i) Net profit ratio	Net Profit	Revenue from operations	6.47%	6.04%	0.43%	
(j) Return on capital employed	EBIT	Capital employed (Tangible Net Worth - Total Debt- DTL/(DTA))	27.45%	21.15%	6.30%	
(k) Return on investment	Income from investment	Average investment	3.49%	5.29%	-1.80%	Net capital turnover is increased mainly due to in net sales.

As per our report of even date

For Vishnu Daya & Co LLP,  
Chartered Accountants  
Firm Registration Number: 008456S/S200092

  
Guruprasad  
Partner  
Membership Number: 219250  
Place: Bengaluru  
Date: 26-09-2025



For and on behalf of the Board of Directors  
Online Instruments (India) Private Limited

  
Shivanand Mallappa Mahashetti  
Managing Director  
DIN: 01180544  
Place: Bengaluru  
Date: 26-09-2025

  
Mahesh Basalingappa Bellad  
Whole Time Director  
DIN: 01180847  
Place: Bengaluru  
Date: 26-09-2025

**Online Instruments (India) Private Limited**  
**Significant Accounting Policies and notes to the accounts**

**1. Corporate information**

Online Instruments (India) Private Limited ('the Company') is a private company domiciled in India and incorporated under the provisions of the Companies Act, 1956. The registered office of the Company is located at No 741, Sri Krishna Temple Road, 1<sup>st</sup> Stage, Indiranagar, Bangalore.

The Company provides a wide range of products and services to leading corporations and distributors across the globe and is an audiovisual equipment supplier and helps in audio video integration, related installation and commissioning service.

In addition to distribution and services, the Company is also engaged in the manufacturing of audio-visual equipment, with its manufacturing facility located at Survey No. 11, Lakshmanapura Village, Thyamagondlu Hobli, Nelamangala Taluk, Bangalore. Furthermore, the Company operates in the LED lighting industry through its own brand 'Orange Plus'.

**2. Significant accounting policies**

**2.1 Basis of preparation of financial statements**

**a. Statement of compliance**

The financial statements have been prepared in accordance with the Indian accounting standards (referred to as "Ind AS") as prescribed under Section 133 of the Companies Act, 2013 read with Companies (Indian Accounting Standards) Rules as amended from time to time, under the historical cost convention on the accrual basis, except for certain financial instruments, defined benefit plans and share based payments which are measured at fair value or amortized cost at the end of each reporting period, as explained further in the accounting policies below. Accounting policies have been consistently applied except where a newly issued accounting standard is initially adopted or a revision to an existing accounting standard requires a change in the accounting policy hitherto in use.

Details of the Company's accounting policies are included in Note 2.2.

**b. Functional and presentation currency**

These financial statements are presented in Indian rupees (INR), which is also the Company's functional currency. All amounts have been rounded-off to the nearest millions, unless otherwise indicated.

**c. Basis of measurement**

The financial statements have been prepared on the historical cost basis except certain financial assets and liabilities which are measured at fair value.



**Online Instruments (India) Private Limited**  
**Significant Accounting Policies and notes to the accounts**

**2.2 Summary of significant accounting policies**

**d. Use of estimates and judgements**

In preparing these financial statements, management has made judgements, estimates and assumptions that affect the application of accounting policies, reported amounts of assets, liabilities, income and expenses and the accompanying disclosures, and the disclosure of contingent liabilities. Uncertainty about these assumptions and estimates could result in outcomes that require a material adjustment to the carrying amount of assets or liabilities affected in future periods.

**Judgements**

In the process of applying the Company's accounting policies, management has made the following judgements, which have the most significant effect on the amounts recognised in the standalone financial statements:

*Functional currency*

See discussion on functional currency in Note 2.2(g).

**Estimates and assumptions,**

The key assumptions concerning the future and other key sources of estimation uncertainty at the reporting date, that have a significant risk of causing a material adjustment to the carrying amounts of assets and liabilities within the next financial year, are described below. The Company based its assumptions and estimates on parameters available when the standalone financial statements were prepared. Existing circumstances and assumptions about future developments, however, may change due to market changes or circumstances arising that are beyond the control of the Company. Such changes are reflected in the assumptions when they occur.

*Taxes*

The Company's major tax jurisdictions is in India. Significant judgements are involved in determining the provision for income taxes, tax credits including the amount expected to be paid or refunded. Significant management judgement is required to determine the amount of deferred tax assets that can be recognized, based upon the likely timing and the level of future taxable profits together with future tax planning strategies.

*Defined benefit plans (gratuity benefits)*

The cost of the defined benefit gratuity plan and the present value of the gratuity obligation are determined using actuarial valuations. An actuarial valuation involves making various assumptions that may differ from actual developments in the future. These include the determination of the discount rate, future salary increases and mortality rates. Due to the complexities involved in the valuation and its long-term nature, a defined benefit obligation is highly sensitive to changes in these assumptions. All assumptions are reviewed at each reporting date.



**Online Instruments (India) Private Limited**  
**Significant Accounting Policies and notes to the accounts**

The parameter most subject to change is the discount rate. In determining the appropriate discount rate for plans operated in India, the management considers the interest rates of government bonds in currencies consistent with the currencies of the post-employment benefit obligation. The estimate of future salary increases considered in actuarial valuation takes into account inflation, seniority, promotion and other relevant factors such as supply and demand in the employment market. The estimated rate of return on plan assets is determined based on the market prices prevailing on that date, applicable to the period over which the obligation is to be settled.

The mortality rate is based on publicly available mortality tables. These mortality tables tend to change only at interval in response to demographic changes. Future salary increases and gratuity increases are based on expected future inflation rates.

**e. Measurement of fair value**

The Company measures financial instruments, at fair value at each balance sheet date.

Fair value is the price that would be received to sell an asset or paid to transfer a liability in an orderly transaction between market participants at the measurement date. The fair value measurement is based on the presumption that the transaction to sell the asset or transfer the liability takes place either:

- In the principal market for the asset or liability, or
- In the absence of a principal market, in the most advantageous market for the asset or liability

The principal or the most advantageous market must be accessible by the Company.

The fair value of an asset or a liability is measured using the assumptions that market participants would use when pricing the asset or liability, assuming that market participants act in their economic best interest.

A fair value measurement of a non-financial asset takes into account a market participant's ability to generate economic benefits by using the asset in its highest and best use or by selling it to another market participant that would use the asset in its highest and best use.

The Company uses valuation techniques that are appropriate in the circumstances and for which sufficient data are available to measure fair value, maximizing the use of relevant observable inputs and minimising the use of unobservable inputs.

All assets and liabilities for which fair value is measured or disclosed in the financial statements are categorised within the fair value hierarchy, described as follows, based on the lowest level input that is significant to the fair value measurement as a whole:

- Level 1 - Quoted (unadjusted) market prices in active markets for identical assets or liabilities
- Level 2 - Valuation techniques for which the lowest level input that is significant to the fair value measurement is directly or indirectly observable



**Online Instruments (India) Private Limited**  
**Significant Accounting Policies and notes to the accounts**

- Level 3 - Valuation techniques for which the lowest level input that is significant to the fair value measurement is unobservable

For assets and liabilities that are recognized in the financial statements on a recurring basis, the Company determines whether transfers have occurred between levels in the hierarchy by re-assessing categorisation (based on the lowest level input that is significant to the fair value measurement as a whole) at the end of each reporting period.

**f. Current versus non-current classification**

The Company presents assets and liabilities in the balance sheet based on current/ non-current classification. An asset is treated as current when it is:

- Expected to be realised or intended to be sold or consumed in normal operating cycle
- Held primarily for the purpose of trading
- Expected to be realized within twelve months after the reporting period, or
- Cash or cash equivalent unless restricted from being exchanged or used to settle a liability for at least twelve months after the reporting period

All other assets are classified as non-current. A liability is current when:

- It is expected to be settled in normal operating cycle
- It is held primarily for the purpose of trading
- It is due to be settled within twelve months after the reporting period, or
- There is no unconditional right to defer the settlement of the liability for at least twelve months after the reporting period

The Company classifies all other liabilities as non-current.

Deferred tax assets and liabilities are classified as non-current assets and liabilities.

The operating cycle is the time between the acquisition of assets for processing and their realisation in cash and cash equivalents. The Company has identified twelve months as its operating cycle.

**g. Foreign currencies**

Management has determined the currency of the primary economic environment in which the Company operates (i.e., functional currency) to be INR. Revenue and major operating expenses are primarily transacted in INR.

Transactions in foreign currencies are initially recorded in INR at their respective functional currency spot rates at the date the transaction first qualifies for recognition. Monetary assets and liabilities denominated in foreign currencies are translated at the exchange rates ruling at the balance sheet date. Non-monetary items that are measured in terms of historical cost in a foreign currency are translated using the exchange rates as at the dates of the initial transactions.

Exchange differences arising on the settlement of monetary items or on translating monetary items at the balance sheet date are recognized in the profit or loss.



**Online Instruments (India) Private Limited**  
**Significant Accounting Policies and notes to the accounts**

**h. Revenue recognition**

Revenue from sale of goods is recognised when control of the products being sold is transferred to the customer and when there are no longer any unfulfilled obligations to the customer. The Performance obligations in the contracts are fulfilled at the time of dispatch, delivery or upon formal customer acceptance depending on customer terms.

Revenue is measured at the amount of consideration received or receivable, after deduction of any trade discounts, volume rebates and any taxes or duties collected on behalf of the government such as goods and services tax, etc. Accumulated experience is used to estimate the provision for such discounts and rebates. Revenue is only recognised to the extent that it is highly probable a significant reversal will not occur.

The Company's customers have the contractual right to return goods only when authorised by the Company. An estimate is made of goods that will be returned and a liability is recognised for this amount using a best estimate based on accumulated experience. An estimate is made of goods that will be returned and a liability is recognised for this amount using a best estimate based on accumulated experience.

Income from services rendered is recognised based on agreements/arrangements with the customers as the service is performed and there are no unfulfilled obligations. Revenue with respect to time-and-material contracts is recognised over the period of time as the related services are performed.

*Contract balances*

*Contract asset*

Contract asset is the right to consideration in exchange for goods or services transferred to the customer. If the Company performs by transferring goods or services to a customer before the customer pays consideration or before payment is due, a contract asset is recognised for the earned consideration that is conditional.

Trade receivable represents the Company's right to an amount of consideration that is unconditional (i.e., only the passage of time is required before payment of the consideration is due).

*Contract liability*

Contract liability is the obligation to transfer goods or services to a customer for which the Company has received consideration (or an amount of consideration is due) from the customer. If a customer pays consideration before the Company transfers goods or services to the customer, a contract liability is recognised when the payment is made or the payment is due (whichever is earlier). Contract liabilities are recognised as revenue when the Company performs under the contract.

*Interest income*

Interest income is recognized when it is probable that the economic benefits will flow to the Company and the amount of income can be measured reliably. Interest income is accrued on a time basis, by reference to the principal outstanding and at the effective interest rate applicable, which is the rate that discounts the estimated future cash receipts over the expected life of the financial asset to that asset's net carrying amount on initial recognition. When calculating the effective interest rate, the Company estimates the expected cash flows by considering all the contractual terms of the financial instrument. Interest income is included under the head 'other income' in the statement of profit and loss.

Insurance / other claims are recognized on acceptance basis.



**Online Instruments (India) Private Limited**  
**Significant Accounting Policies and notes to the accounts**

**i. Taxes**

*Current income tax*

Current income tax assets and liabilities are measured at the amount expected to be recovered from or paid to the taxation authorities. The tax rates and tax laws used to compute the amount are those that are enacted or substantively enacted, at the reporting date in the countries where the Company operates and generates taxable income.

Current income tax relating to items recognized outside profit or loss is recognized outside profit or loss (either in other comprehensive income or in equity). Current tax items are recognized in correlation to the underlying transaction either in other comprehensive income (OCI) or directly in equity. Management periodically evaluates positions taken in the tax returns with respect to situations in which applicable tax regulations are subject to interpretation and establishes provisions where appropriate.

*Deferred tax*

Deferred tax is provided using the liability method on temporary differences between the tax bases of assets and liabilities and their carrying amounts for financial reporting purposes at the reporting date.

Deferred tax liabilities are recognized for all taxable temporary differences.


Deferred tax assets are recognized for all deductible temporary differences, the carry forward of unused tax credits and any unused tax losses. Deferred tax assets are recognized to the extent that it is probable that taxable profit will be available against which the deductible temporary differences, and the carry forward of unused tax credits and unused tax losses can be utilised.

The carrying amount of deferred tax assets is reviewed at each reporting date and reduced to the extent that it is no longer probable that sufficient taxable profit will be available to allow all or part of the deferred tax asset to be utilized. Unrecognized deferred tax assets are re-assessed at each reporting date and are recognized to the extent that it has become probable that future taxable profits will allow the deferred tax asset to be recovered.

Deferred tax assets and liabilities are measured at the tax rates that are expected to apply in the year when the asset is realised or the liability is settled, based on tax rates (and tax laws) that have been enacted or substantively enacted at the reporting date.

Deferred tax relating to items recognized outside profit or loss is recognized outside profit or loss (either in OCI or in equity). Deferred tax items are recognized in correlation to the underlying transaction either in OCI or directly in equity.

Deferred tax assets and deferred tax liabilities are offset if a legally enforceable right exists to set off current tax assets against current tax liabilities and the deferred taxes relate to the same taxable entity and the same taxation authority.



**Online Instruments (India) Private Limited**  
**Significant Accounting Policies and notes to the accounts**

**j. Property, plant and equipment**

Under the previous GAAP (Indian GAAP), property, plant and equipment were carried in the balance sheet on the basis of historical cost. For the transition to Ind AS, the Company has elected to continue with the carrying value for all of its property, plant and equipment recognized as of April 1, 2016 (date of transition to Ind AS) measured as per the Indian GAAP and use that carrying value as its deemed cost as at the date of transition.

Capital work in progress, property, plant and equipment is stated at cost, net of accumulated depreciation and accumulated impairment losses, if any. Subsequent expenditure related to an item of property, plant and equipment is added to its book value only if it increases the future benefits from the existing asset beyond its previously assessed standard of performance. All other repair and maintenance costs are recognised in profit or loss as incurred.

Depreciation is provided using the written down value method as per the useful lives of the assets estimated by the management with residual value at 5%, which is equal to the corresponding rates prescribed under Schedule II to the Companies Act 2013 on a pro-rata basis from the date the asset is ready to put to use.

• Building	60 years
• Furniture and fixtures	10 years
• Office equipment	5 years
• Vehicles	8 years
• Computers	3 years
• Plant and Machinery	15 years
• Solar	15 years

An item of property, plant and equipment and any significant part initially recognized is derecognized upon disposal or when no future economic benefits are expected from its use or disposal. Any gain or loss arising on de-recognition of the asset (calculated as the difference between the net disposal proceeds and the carrying amount of the asset) is included in the income statement when the asset is derecognized.

The residual values, useful lives and methods of depreciation of property, plant and equipment are reviewed at each financial year end and adjusted prospectively, if appropriate.

**k. Intangible assets**

Intangible assets acquired separately are measured on initial recognition at cost. Following initial recognition, intangible assets are carried at cost less any accumulated amortisation and accumulated impairment losses. The useful lives of intangible assets are assessed as either finite or indefinite.

Intangible assets with finite lives are amortised over the useful economic life and assessed for impairment whenever there is an indication that the intangible asset may be impaired. The amortisation period and the amortisation method for an intangible asset with a finite useful life are reviewed at the end of each reporting period. Changes in the expected useful life or the expected pattern of



**Online Instruments (India) Private Limited**  
**Significant Accounting Policies and notes to the accounts**

consumption of future economic benefits embodied in the asset are considered to modify the amortisation period or method, as appropriate, and are treated as changes in accounting estimates. The amortisation expense on intangible assets with finite lives is recognised in the statement of profit and loss unless such expenditure forms part of carrying value of another asset. Currently, the useful life of software being used by management for amortisation is 3years.

**l. Borrowing costs**

Borrowing costs directly attributable to the acquisition, construction or production of an asset that necessarily takes a substantial period of time to get ready for its intended use or sale are capitalised as part of the cost of the asset. All other borrowing costs are expensed in the period in which they occur. Borrowing costs consist of interest and other costs that an entity incurs in connection with the borrowing of funds.

**m. Leases**

The Company has adopted Ind AS 116, effective annual reporting period beginning April 1, 2019 and applied the standard to its leases, retrospectively, with the cumulative effect of initially applying the standard, recognised on the date of initial application (April 1, 2019). Accordingly, the Company has not restated comparative information, instead, the cumulative effect of initially applying this standard has been recognised as an adjustment to the opening balance of retained earnings as on April 1, 2019.

At inception of a contract, the Company assesses whether a contract is, or contains, a lease. A contract is, or contains, a lease if the contract conveys the right to control the use of an identified asset for a period of time in exchange for consideration.

Assets taken on Lease - The Company recognises a right-of-use asset and a lease liability at the lease commencement date. The right-of-use asset is initially measured at cost. The right-of-use asset is subsequently depreciated using the straight-line method from the commencement date to the end of the lease term.


The lease liability is initially measured at the present value of the lease payments that are not paid at the commencement date, discounted using the Company's incremental borrowing rate.

The Company determines its incremental borrowing rate by obtaining interest rates from external financing sources that reflects the terms of the lease and type of the asset leased.

The lease liability is measured at amortised cost using the effective interest method.

Lease payments included in the measurement of the lease liability comprise the following:

- fixed payments, including in-substance fixed payments;
- variable lease payments that depend on an index or a rate, initially measured using the index or rate as at the commencement date;
- amounts expected to be payable under a residual value guarantee; and
- exercise price under a purchase option that the Company is reasonably certain to exercise, lease payments in an optional renewal period if the Company is reasonably certain to exercise an extension option, and penalties for early termination of a lease unless the Company is reasonably certain to terminate early.



**Online Instruments (India) Private Limited**  
**Significant Accounting Policies and notes to the accounts**

Variable lease payments that do not depend on index or rate and are not, in substance fixed, which includes payments based on performance (e.g. Percentage of sales) or usage of the underlying asset are not included as Lease Payments. Instead, they are recognised in profit or loss in the period in which the event that triggers the payment occurs.

The Company presents right-of-use assets and lease liabilities separately on the balance sheet.

**Short term Leases and Low Value Leases-**The Company has elected not to recognise right-of-use assets and lease liabilities for short-term leases and Low Value leases. The Company recognises the lease payments associated with these leases as an expense on a straight-line basis over the lease term.

**n. Inventories**

Inventories are valued at the lower of cost and net realisable value.

Costs incurred in bringing each product to its present location and condition are accounted for as follows:

*Traded goods:* Cost is determined on weighted average cost method at first in first out basis.

*Raw Materials:* Cost is determined on weighted average cost method at first in first out basis.

*Work-in-progress and finished goods:* includes direct material cost and costs of conversion up to the stage.

Net realisable value traded and finished goods are the estimated selling price in the ordinary course of business, less estimated costs of completion and the estimated costs necessary to make the sale.

The net realizable value of work-in-progress is determined with reference to the selling prices of related finished products. Raw materials and other supplies held for use in the production of finished products are not written down below cost except in cases where material prices have declined and it is estimated that the cost of the finished products will exceed their net realizable value.

The comparison of cost and net realizable value of inventory is made on an item-by-item basis.


Necessary adjustments/provisions are made in respect of non-moving, slow moving and damaged items of inventory

**o. Impairment of non-financial assets**

The Company assesses, at each reporting date, whether there is an indication that an asset may be impaired. If any indication exists, or when annual impairment testing for an asset is required, the Company estimates the asset's recoverable amount. The recoverable amount is the higher of the assets or cash generating unit's (CGU) fair value less costs of disposal and its value-in-use. Recoverable amount is determined for an individual asset, unless the asset does not generate cash inflows that are largely independent of those from other assets or group of assets. When the carrying amount of an asset or CGU exceeds its recoverable amount, the asset is considered impaired and is written down to its recoverable amount.

**p. Provisions**

Provisions are recognized when the Company has a present obligation (legal or constructive) as a result of a past event, it is probable that an outflow of resources embodying economic benefits will be required to settle the obligation and a reliable estimate can be made of the amount of the obligation.



**Online Instruments (India) Private Limited**  
**Significant Accounting Policies and notes to the accounts**

The expense relating to a provision is presented in the statement of profit and loss net of any reimbursement.

If the effect of the time value of money is material, provisions are discounted using a current pre-tax rate that reflects, when appropriate, the risks specific to the liability. When discounting is used, the increase in the provision due to the passage of time is recognized as a finance cost.

A contingent liability is a possible obligation that arises from past events whose existence will be confirmed by the occurrence or non-occurrence of one or more uncertain future events beyond the control of the Company or a present obligation that is not recognised because it is not probable that an outflow of resources will be required to settle the obligation. A contingent liability also arises in extremely rare cases where there is a liability that cannot be recognised because it cannot be measured reliably. In such cases, the Company does not recognise a contingent liability but discloses its existence in the financial statements.

**q. Retirement and other employee benefits**

*Short-term employee benefits*

Short-term employee benefit obligations are measured on an undiscounted basis and are expensed as the related service is provided. A liability is recognized for the amount expected to be paid e.g., under short-term cash bonus, if the Company has a present legal or constructive obligation to pay this amount as a result of past service provided by the employee, and the amount of obligation can be estimated reliably.

*Defined contribution plans*


A defined contribution plan is a post-employment benefit plan under which an entity pays fixed contributions into a separate entity and will have no legal or constructive obligation to pay further amounts. The Company makes specified monthly contributions towards Government administered provident fund scheme. Obligations for contributions to defined contribution plans are recognized as an employee benefit expense in profit or loss in the periods during which the related services are rendered by employees.

Prepaid contributions are recognized as an asset to the extent that a cash refund or a reduction in future payments is available.

*Defined benefit plans*

The Company operates an unfunded defined benefit gratuity plan in India. The cost of providing benefits under the defined benefit plan is determined using the projected unit credit method. The calculation of defined benefit obligation is performed annually by a qualified actuary.

Remeasurements, comprising of actuarial gains and losses, excluding amounts included in net interest on the net defined benefit liability, are recognized immediately in the balance sheet with a corresponding debit or credit to retained earnings through OCI in the period in which they occur. Remeasurements are not reclassified to profit or loss in subsequent periods.



**Online Instruments (India) Private Limited**  
**Significant Accounting Policies and notes to the accounts**

Past service costs are recognized in profit or loss on the earlier of:

- The date of the plan amendment or curtailment, and
- The date that the Company recognises related restructuring costs

Net interest is calculated by applying the discount rate to the net defined benefit liability or asset. The Company recognizes the following changes in the net defined benefit obligation as an expense in the statement of profit and loss:

- Service costs comprising current service costs, past-service costs, gains and losses on curtailments and non-routine settlements; and
- Net interest expense or income.

**r. Financial instruments**

A financial instrument is any contract that gives rise to a financial asset of one entity and a financial liability or equity instrument of another entity.

Financial assets and liabilities are recognised when the Company becomes a party to the contract that gives rise to financial assets and liabilities. Financial assets and liabilities are initially measured at fair value.

*Financial assets at amortised cost*

Financial assets are subsequently measured at amortised cost if these financial assets are held within a business whose objective is to hold these assets in order to collect contractual cash flows and the contractual terms of the financial asset give rise on specified dates to cash flows that are solely payments of principal and interest on the principal amount outstanding.

*Financial assets at fair value through other comprehensive income*


Financial assets are measured at fair value through other comprehensive income if these financial assets are held within a business whose objective is achieved by both collecting contractual cash flows and selling financial assets and the contractual terms of the financial asset give rise on specified dates to cash flows that are solely payments of principal and interest on the principal amount outstanding.

*Financial assets at fair value through profit or loss*

Financial assets are measured at fair value through profit or loss unless it is measured at amortised cost or at fair value through other comprehensive income on initial recognition. The transaction costs directly attributable to the acquisition of financial assets at fair value through profit or loss are immediately recognised in statement of profit and loss.

*Financial liabilities*

Financial liabilities are subsequently carried at amortized cost using the effective interest method. For trade and other payables maturing within one year from the balance sheet date, the carrying amount



**Online Instruments (India) Private Limited**  
**Significant Accounting Policies and notes to the accounts**

approximate fair value due to the short maturity of these instruments.

*De-recognition of financial instruments*

The Company derecognizes a financial asset when the contractual rights to the cash flows from the financial asset expire or it transfers the financial asset and the transfer qualifies for de-recognition under Ind AS 109. A financial liability (or a part of a financial liability) is derecognized when the obligation specified in the contract is discharged or cancelled or expires.

*Impairment of financial assets*

The Company assesses at each date of balance sheet whether a financial asset or a group of financial assets is impaired. Ind AS 109 ('Financial instruments') requires expected credit losses to be measured through a loss allowance. The Company recognises lifetime expected losses for all contract assets and / or all trade receivables that do not constitute a financing transaction. For all other financial assets, expected credit losses are measured at an amount equal to the 12-month expected credit losses or at an amount equal to the life time expected credit losses if the credit risk on the financial asset has increased significantly since initial recognition. The Company provides for impairment upon the occurrence of the triggering event.

*Offsetting*

Financial assets and financial liabilities are offset and the net amount presented in the balance sheet when, and only when, the Company has a legally enforceable right to set off the amounts and it intends either to settle them on a net basis or to realise the asset and settle the liability simultaneously.

**s. Earnings per share**

Basic earnings per share are calculated by dividing the net profit for the period attributable to equity shareholders by the weighted average number of equity shares outstanding during the period.

The weighted average number of equity shares outstanding during the period is adjusted for events such as bonus issue that have changed the number of equity shares outstanding without a corresponding change in the resources.

**t. Segment reporting policies**

Operating segments are reported in a manner consistent with the internal reporting provided to the chief operating decision maker.

**u. Cash and cash equivalents**

Cash and cash equivalent in the balance sheet comprise cash at banks and on hand and short-term deposits with an original maturity of three months or less, which are subject to an insignificant risk of changes in value.

*Cash flow statement*

Cash flows are reported using the indirect method, whereby profit for the period is adjusted for the effects of transactions of a non-cash nature, any deferrals or accruals of past or future operating cash



**Online Instruments (India) Private Limited**  
**Significant Accounting Policies and notes to the accounts**

receipts or payments and item of income or expenses associated with investing or financing cash flows. The cash flows from operating, investing and financing activities of the Company are segregated.

**v. Dividends**

Liability for dividends declared to shareholders are recognised in the period when declared.

Dividend declared and paid during the year is accounted as distribution during the period of declaration.

**w. Recent accounting pronouncements**

Ministry of Corporate Affairs (“MCA”) notifies new standards or amendments to the existing standards under Companies (Indian Accounting Standards) Rules as issued from time to time. For the year ended March 31, 2025, MCA has not notified any new standards or amendments that are applicable or may have a material impact to the Company.

